

Fiscal Year 2025 Tuition and Required Fees,
Supplemental and Other Related Enrollment Fees
UM

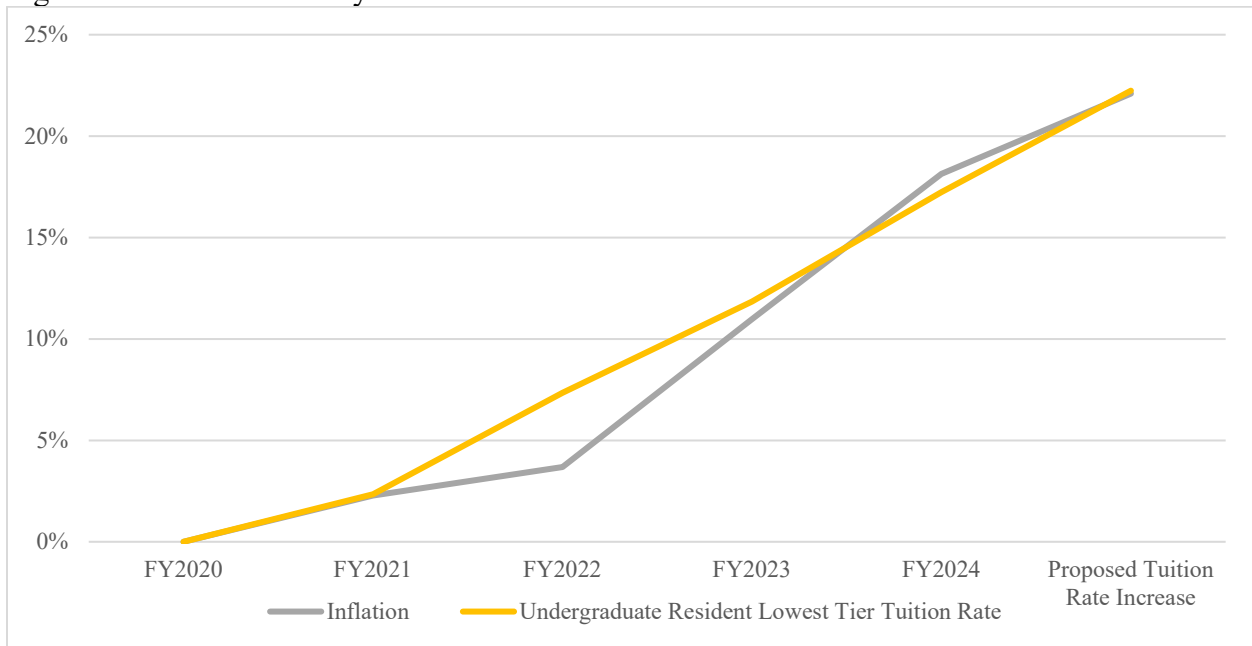
The Fall 2024 tuition and fee rate recommendations have been developed by the Universities and will be presented for board approval by Executive Vice President for Finance Ryan Rapp at the May 23rd meeting. Detailed schedules of recommended tuition and fee rates by university can be found in [Appendix 1](#). The University of Missouri’s tuition and fee recommendations represent a balance of the university’s commitments to provide a high-quality education at a competitive cost, improving completion rates and shortening time to completion.

Undergraduate Resident Tuition Increases Follow Inflation

The University continues to focus on finding efficiencies within operations, however, some price increase is necessary to continue investment in academic excellence. Proposed tuition increases will continue to provide funding for:

- Investing in student success.
- Decreasing time to graduation and improving graduation rates.
- Investing in capital to improve academic resources.
- Increasing research to attract excellent faculty and grow the economy.

Figure 1: Annual University of Missouri Resident Lowest Tier Tuition Rate



Source: Internal Tuition Records and Consumer Price Index - Urban

Figure 1 represents the actual increases of undergraduate tuition to the inflation rate since the pandemic and the increased inflation that followed. Listed tuition prices have increased since 2020, but overall have trended with inflation over the same timeframe with Fall 2024 increases included. Increases proposed for 2024 will allow the University to continue investing in academic excellence to continue improving student outcomes.

University Continues to Improve Student Outcomes while Delivering Degrees Efficiently

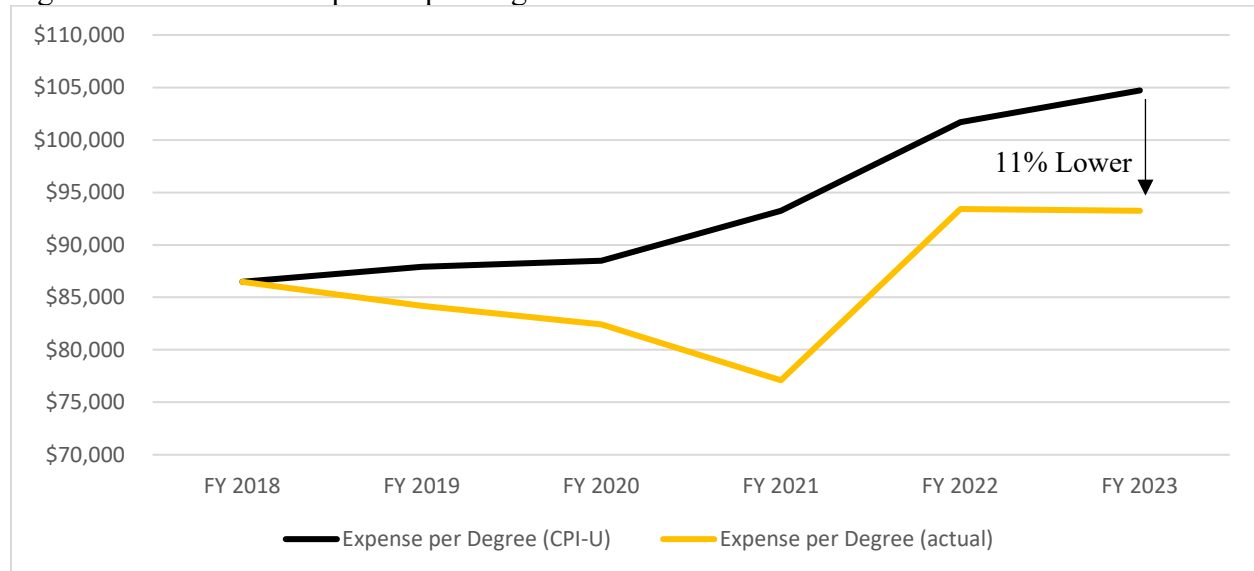
The University of Missouri continues to focus on the outcomes that matter for students: retention of students throughout their education, graduating students on-time, and achievement of career outcomes.

Table 1: MU Graduation and Retention Rates of Bachelor’s-Seeking Undergraduates

	Fall 2018	Fall 2023	Change
4-yr Graduation Rate	45.9%	56.4%	10.5% ↑
6-yr Graduation Rate	69.0%	76.2%	7.2% ↑
Retention Rate	87%	91%	4% ↑
Average Undergraduate Total Debt at Graduation	\$28,003	\$26,732	-4.5% ↓

Graduation and retention rates have improved since Fall 2018. Additionally, average undergraduate debt at graduation has also fallen. In addition to the improvements in outcomes, MU has increased undergraduate enrollment. Tuition increases enable MU to continue investing to drive positive outcomes for University of Missouri students. MU ranks as the best value amongst surrounding state flagship institutions according to USNWR, which compares and ranks pricing values to degree outcomes.

Figure 2: Educational Expenses per Degree Granted



Note: Educational expenses excludes expenditures for auxiliaries, healthcare, and funding received from grants/contracts.

Over the past five years, the University’s cost per degree granted has fallen 11% when compared to inflation. The further savings in FY2021 reflects temporary cost reduction measures put in place during the pandemic. This measure demonstrates the institution’s continued focus on finding operational efficiencies and improving the productivity of academic operations. Going forward, the University’s leadership team remains focused on setting priorities, managing costs, and improving outcomes for students.

Undergraduate Tuition

The University proposes the following increases in undergraduate tuition rates starting fall 2024. Increases in Table 2 show the hourly rate for students taking 15 credit hours at the lowest tiered tuition rate:

Table 2: Increase per Credit Hour for Undergraduate Resident Students Taking 15 Hours at the Lowest Tier of Tuition

University	Fall 2023	Fall 2024	Per Credit Hour Increase	Per Semester Increase
MU ¹	\$433.33	\$455.00	\$21.67	\$325.00
Missouri S&T ¹	\$433.33	\$455.00	\$21.67	\$325.00
UMKC	\$373.30	\$391.65	\$18.65	\$279.75
UMSL	\$480.00	\$504.00	\$24.00	\$360.00

Note 1: MU and Missouri S&T presented as hourly price for plateau for comparability. Students pay plateau rate for between 12-18 hours; hourly prices vary within the plateau.

The increases as a percentage for undergraduate resident students are consistent across all tiers. Full rate schedules and detail of rate increases across all tiers and residency status are included in the body of the paper and [Appendix 1](#). MU and Missouri S&T use plateau pricing, charging a single fixed rate for between 12-18 credit hours. UMKC and UMSL utilize hourly rates only as part-time students represent 44% and 66% of undergraduates, respectively. Each university assesses differential tuition to undergraduates based on the student's degree program. Increase amounts are consistent on a percentage basis across all undergraduate tiers at 5%. Non-resident undergraduate rates are also increasing by 5%.

Graduate Tuition

MU, S&T, and UMSL assess graduate tuition by program (differential tuition) and UMKC utilizes course fees to differentiate cost for graduate programs. Graduate programs charge tuition by the credit hour without a plateau. Increases for Fall 2024 range from \$17-\$44 per credit hour depending on the campus and the program for residents. Increases for non-residents range from \$30 to \$87 per credit hour depending on the university and program.

Professional Tuition

Professional degrees are doctoral degrees conferred for professional practice and include Medicine, Dentistry, Pharmacy, Law, Veterinary Medicine, and Optometry. Increases range from \$29 to \$80 per credit hour based on the degree cost and program market. Many professional programs utilize plateau tuition like the undergraduate model for MU and Missouri S&T.

Activity, Facility and Service Fees

Student activity, facility, service fees, and other required fees shown in the attached schedule and described in the Board materials are recommended to increase between \$15.25 to \$36.60 per semester across the universities. These fees fund key services and facilities that support the student experience such as recreation centers, unions, student health, and other student support functions. UMSL's service and activity fees are included in tuition rates.

No. 1

Recommended Action Fiscal Year 2025 Tuition, Supplemental Fees, Required Fees, and Other
 Related Enrollment Fees, UM

It was recommended by the respective Chancellors, endorsed by President Choi,
recommended by the Finance Committee, moved by Curator _____ and
seconded by Curator _____, that the attached schedules of rates for tuition,
supplemental fees, student activity, facility and service fees, and other enrollment fees be
approved, effective with the 2024 fall terms.

Roll call vote Finance Committee: YES NO

Curator Blitz

Curator Fry

Curator Graves

Curator Holloway

The motion _____.

Roll call vote of Board of Curators: YES NO

Curator Blitz

Curator Brncic

Curator Fry

Curator Graves

Curator Holloway

Curator Layman

Curator Siquiefield

Curator Wencker

Curator Williams

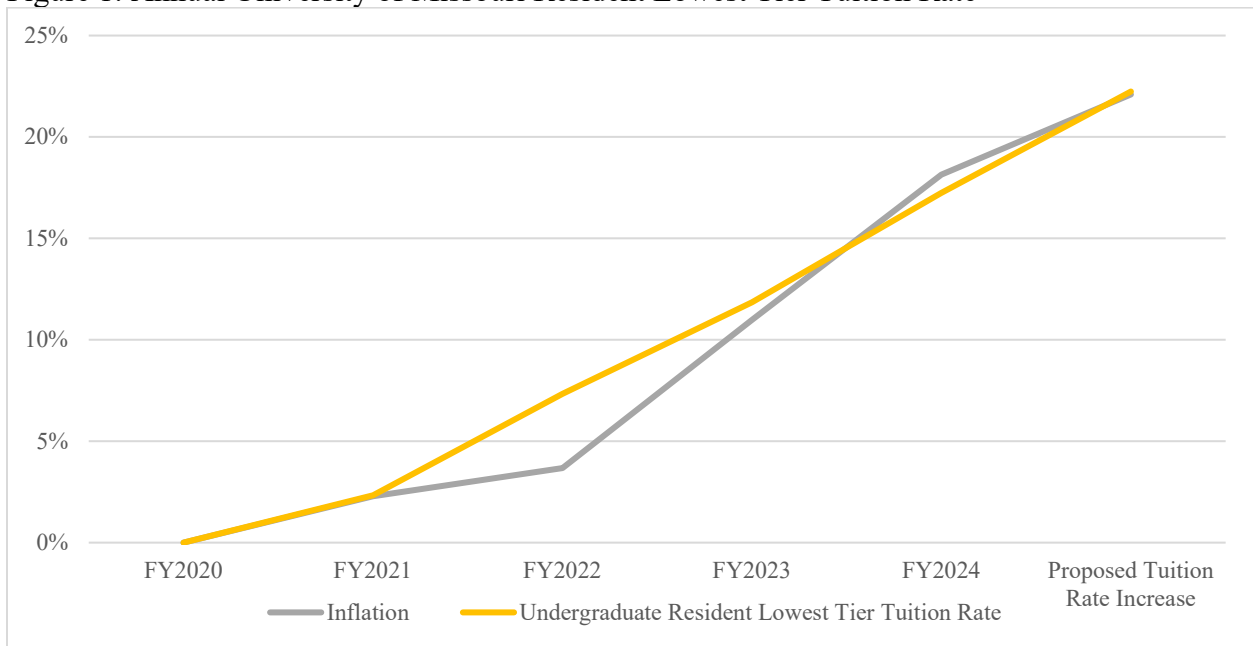
The motion _____

University of Missouri Increases Track with Inflation

Tuition coupled with state support funds the foundation of the university including teaching, creative works, public service, and related supporting activities. Growing resources per student in line with inflation is a key goal for any university, as these resources provide the core funding to support the entirety of the university's operation. Growing these resources per student is a key to funding university operations.

Since the pandemic, inflation has moved from a decade in the 2010's of less than 2% annually to more than 5.5% since 2021.

Figure 1: Annual University of Missouri Resident Lowest Tier Tuition Rate



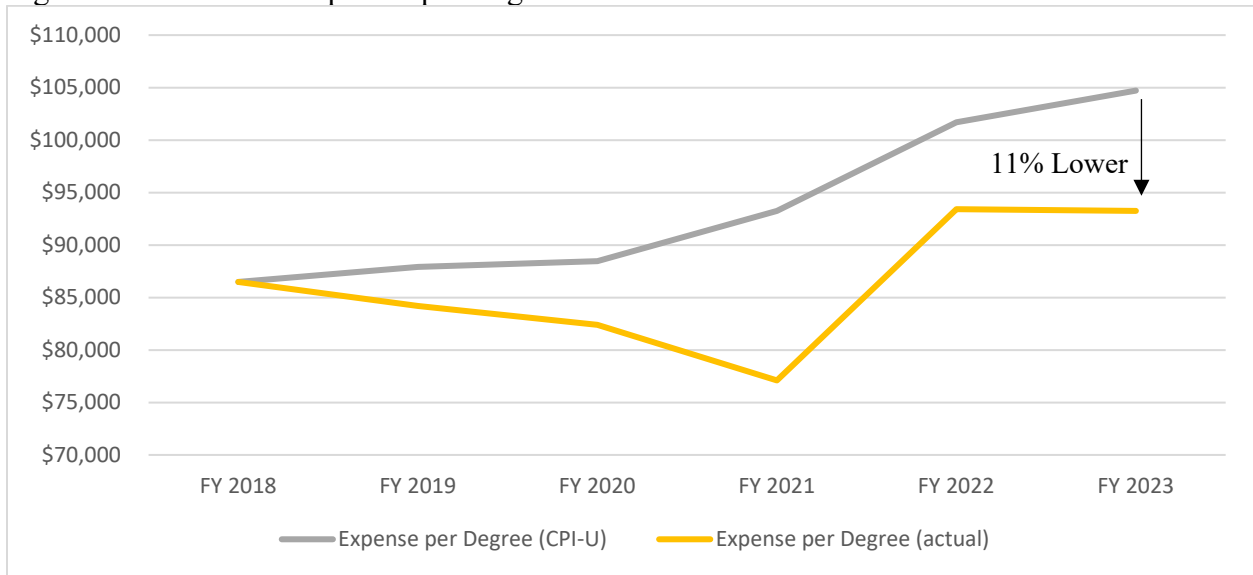
Source: Internal Tuition Records and Consumer Price Index - Urban

Figure 1 represents the actual increases of undergraduate tuition to inflation. For purposes of comparison, the lowest tiered undergraduate tuition rate was used for the chart, but the increases are consistent in total across tiers. While listed tuition prices have increased since 2022, they still lag overall inflation over the same timeframe by 3% even considering the proposed increases for Fall 2024.

Tuition rates also help define the competitive positioning of the institution compared to peers. Tuition and state support generate the key revenues for the University to remain competitive amongst its peers in terms of degree production and outcomes, research productivity, and fulfillment of the land grant mission. Tuition rates set the maximum amount a student will pay and provide a signal to students of the value of the degree compared to competitors.

While tuition has tracked with inflation, the University has improved productivity by reducing the amount spent per degree granted.

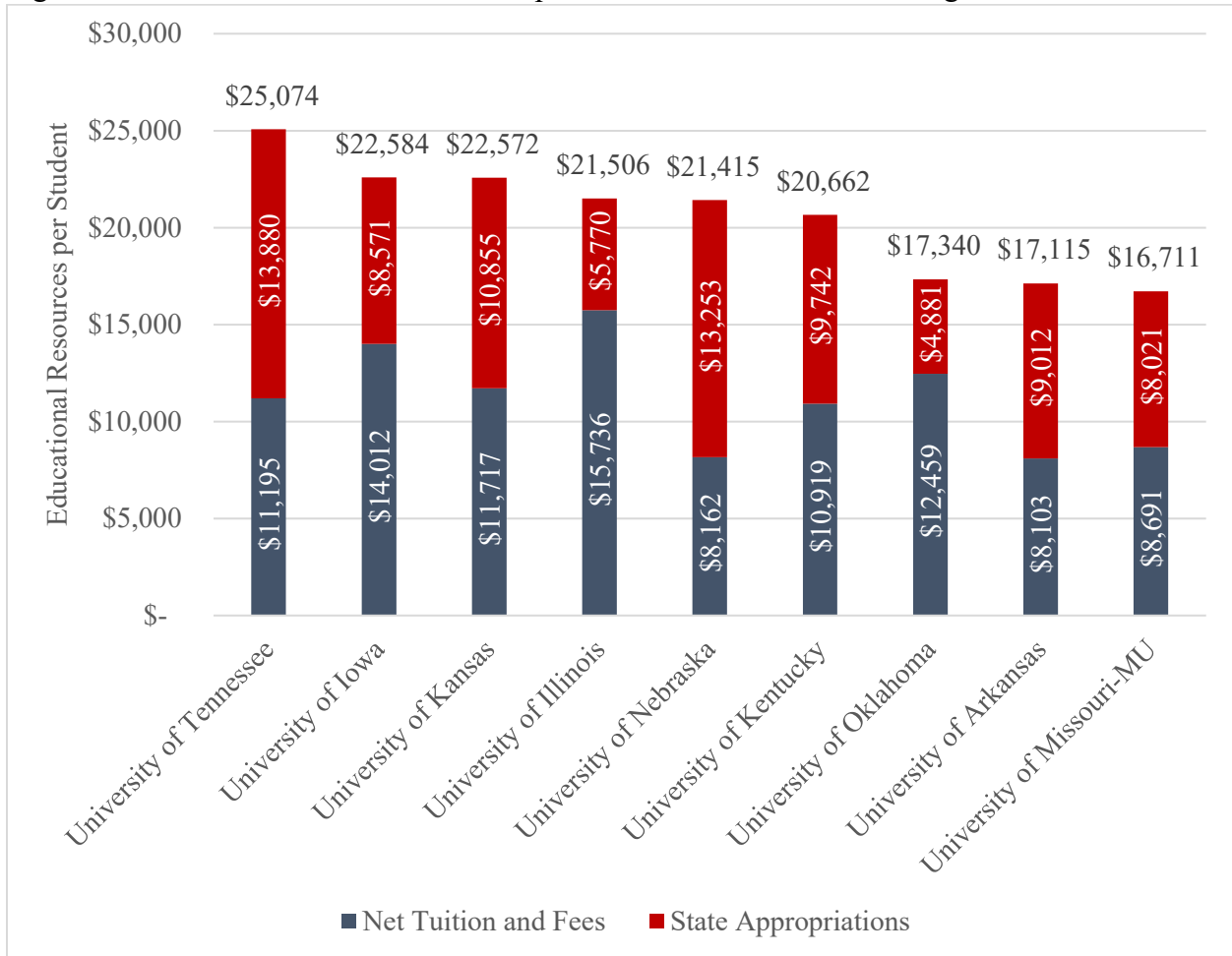
Figure 2: Educational Expenses per Degree Granted



Note: Educational expenses excludes expenditures for auxiliaries, healthcare, and funding received from grants/contracts.

Over the past five years, the University’s cost per degree granted has fallen 11% when compared to inflation. The further savings in FY2021 reflects temporary cost reduction measures put in place during the pandemic. This measure demonstrates the institution’s continued focus on finding operational efficiencies and improving the productivity of academic operations. Going forward, the University’s leadership team remains focused on setting priorities, managing costs, and improving outcomes for students.

Figure 3: FY2022 Educational Resources per Student – MU to Surrounding States



Source: IPEDs FY2022 Finance Net Tuition, Scholarships, State Appropriations, and FTE Enrollment. FY2022 data is most recent available data as of April 2024.

Figure 3 reflects educational resources per student for the most recent year available to surrounding state flagship institutions. The figure demonstrates that MU is the lowest in resources per student (state support plus net tuition) to surrounding state flagship institutions. MU’s educational resources per student are 21% or \$4,322 less than the average. While the MU is not lowest on any of the categories of educational support per student, the University is in the bottom half of both measures. It is likely that MU will move from the lowest resourced upward as more recent data is published, but MU will continue to remain well below average for surrounding states. While MU is on the lower end of resources, MU still maintains positive outcomes when compared to the same set of peers.

Outcomes Continue to Improve

MU has leveraged past increases to focus resources on academic quality. Graduation and retention rates have improved since Fall 2018. In addition to the improvements in outcomes, MU has also seen an increase in undergraduate enrollment over the same timeframe. Increased funding provided to the areas above will continue to improve outcomes for University of Missouri students.

Table 3: MU Graduation and Retention Rates of Bachelor’s-Seeking Undergraduates

	Fall 2018	Fall 2023	Change
4-yr Graduation Rate	45.9%	56.4%	10.5% ↑
6-yr Graduation Rate	69.0%	76.2%	7.2% ↑
Retention Rate	87%	91%	4% ↑
Average Undergraduate Total Debt at Graduation	\$28,003	\$26,732	-4.5% ↓

MU continues to outperform surrounding state institutions ranking in the top 100 US News & World Report (USNWR) best value schools. The USNWR ranking is a comprehensive ranking that looks at cost together with aid, graduation rates, and career placement rates. MU’s best value ranking of 79 bests the next ranked surrounding state flagship by 29 places.

Table 4: USNWR Value Rankings: Fall 2022 Data

Metric	MU	Surrounding State Flagships
<i>Full-time Retention Rate</i>	89%	87%
<i>% of students graduating in 4-years</i>	55%	55%
<i>% of students graduating in 6-years</i>	75%	72%
<i>% of students with career outcomes within 6 months of graduation</i>	95%	86%
U.S. News Ranking (USNWR) for Best Value Schools	79	108 – 200

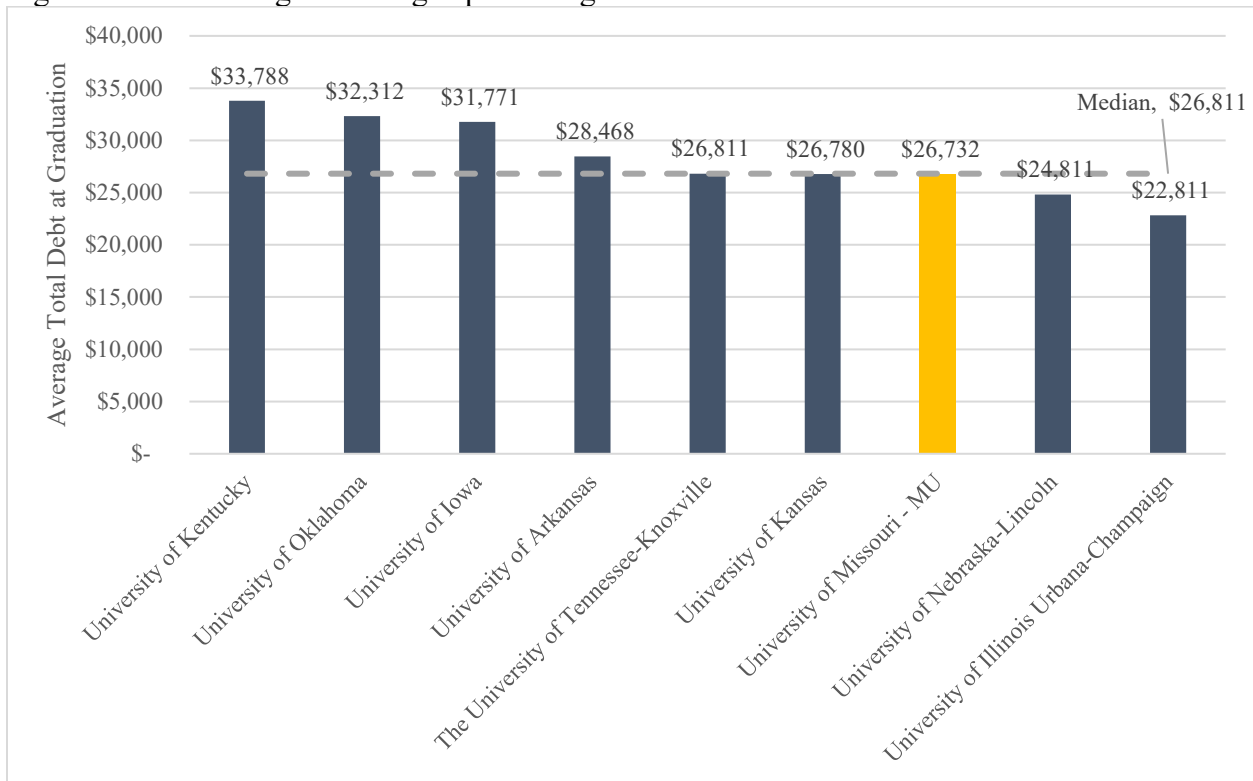
Source: Integrated Postsecondary Education Data System (IPEDS) and U.S. News World Rankings. Fall 2022 data, Table 1 shows fall 2023 data as more recent. USNWR has not published Fall 2023.

The USNWR methodology evaluates a tuition pricing coupled quality in the form of graduation and retention rates. MU outperforms surrounding state peers with solid graduation rates and career placement rates, delivering consistently positive results with the lowest resource base per student when compared to surrounding states. MU remains a good investment for students, having the quality metrics to justify moderate price increases. MU’s strength is also reflected in student demand for fall of 2024 remains strong, with a predicted class size to exceed the prior year’s class size while many other institutions in the market are experiencing declines. The UNSWR ranking reflects that MU has some of the best outcomes for a comparatively low level of resource base per student. The inflationary increase proposed for Fall 2024 at inflation should continue to support MU’s performance in this ranking.

Proposed tuition increases will continue to provide funding for the following initiatives:

- Investing in student success
- Decreasing time to graduation and improving graduation rates
- Investing in capital to improve academic resources
- Increasing research to attract excellent faculty and grow the economy

Figure 4: Surrounding State Flagships Average Debt at Graduation



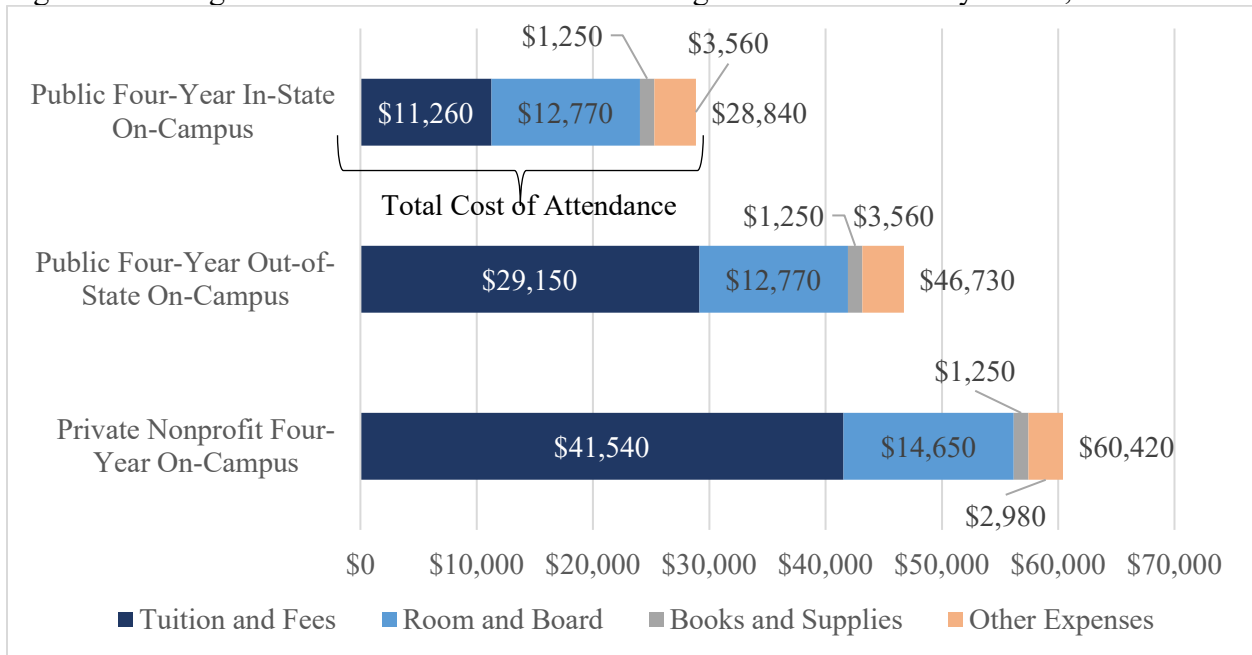
Source: U.S. News World Rankings

Figure 4 reflects the average total debt at graduation for MU and surrounding state flagships. Over half of MU's students graduate without any debt, which is in line with other flagship institutions. For students graduating with debt, the average for those students totals \$26,732. MU's outcomes support quality outcomes on repayment of debt, as MU retains students at a high rate, graduate students at high rates, and places those students in careers.

Public Higher Education is more Affordable

The cost of college is about more than just tuition. Attending college is a significant investment in both time and money for students. The cost for a college degree varies significantly based upon the type of institution and its role within the marketplace for higher education. The cost outlined below is the total amount of charges before the application of any aid.

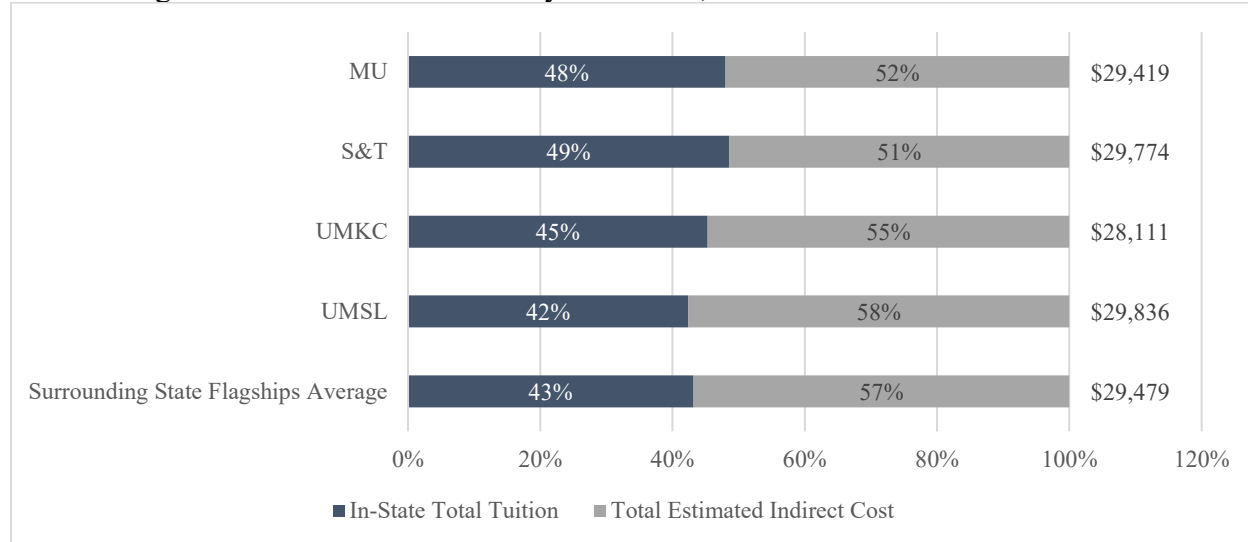
Figure 5: Average Estimated Annual Full-time Undergraduate List Price by Sector, 2023-24



Source: College Board’s *Trends in College Pricing*

Figure 5 shows the average annual cost of college, otherwise referred to as the Total Cost of Attendance. The Total Cost of Attendance can be thought of the “list price” of the annual cost of college, as it encompasses total charges before the application of any discounts in the form of scholarships or other grant aid. Tuition and fees serve as the primary variable differentiating the total price for a higher education degree. In the United States, public higher education institutions receive support from state government to subsidize cost of degrees and support research and public service missions. Public institutions charge significantly less than their private peers. As shown in Figure 4, public institutions charge \$17,890 more in tuition for out of state students, which is still \$12,390 cheaper than what private institutions charge in tuition, on average. At private institutions, tuition and fees account for 69% of the annual list price of college. For resident students at public institutions, tuition and fees account for 39% of the list price.

Figure 6: Tuition and Indirect Cost Component Percentage of Average Estimated In-state Full-time Undergraduate Cost of Attendance by Institution, 2023-24



Source: *US News World Report*. Total estimated indirect cost includes, room and board, books and supplies, transportation, and other expenses

Figure 6 demonstrates total cost of attendance across all costs of college for institutions within the University of Missouri System as compared to the surrounding states average cost from the same period. The benchmark group is all public institutions, not just public research universities which have additional pricing power, especially in the space of tuition and fees. Costs of living and other expenses encompass the majority cost for students in their degree for public institutions.

The total cost of attendance is important as it drives the total cost of college reported on several sites, including the Department of Education College Scorecard. The total cost of attendance is commonly quoted as the cost of attending a specific institution. The total cost of attendance figure is also important related to the federal regulations, as it represents the highest amount a student can receive in combined aid and loans.

Tuition represents a small proportion of the overall cost of attendance for public higher education students. Total costs are inching towards \$100,000 annually at high quality institutions such as Vanderbilt and Washington University in St. Louis. Tuition represents 65 to 75 percent of total costs at these institutions. While most students receive some aid at private institutions, some students pay the full amount. Four years of undergraduate education at the base cost at a public institution is close to the cost for a single year at one of these private institutions.

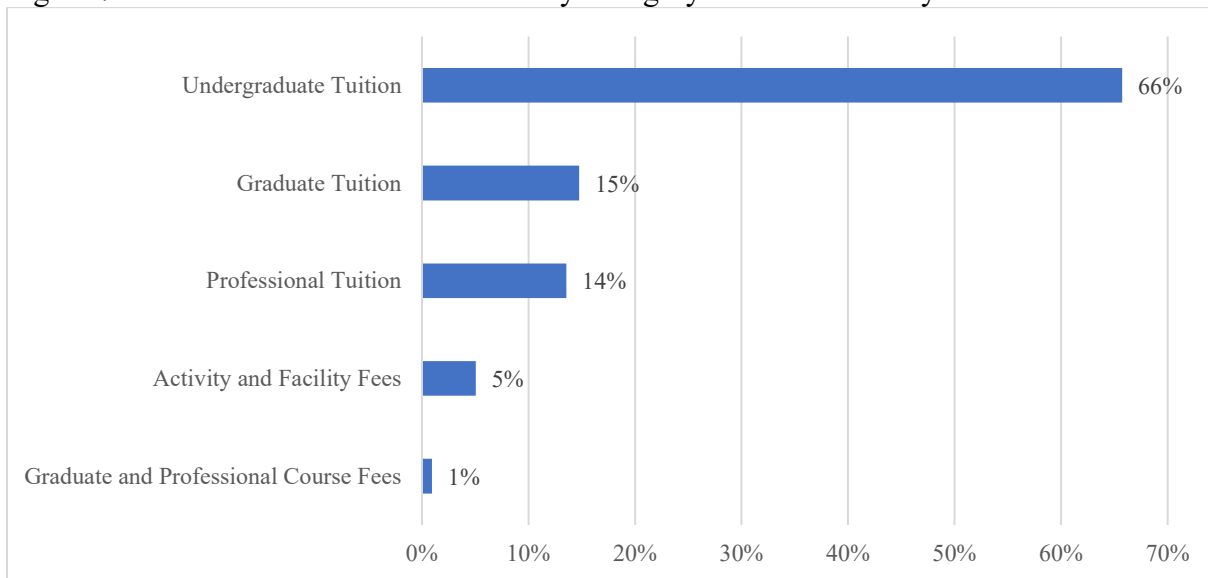
The significant proportion of non-tuition and fee related costs further emphasizes graduating on-time is important for students' futures. The sooner a student can graduate and get a job, the sooner they can begin earning a higher salary to improve their standard of living and fund their living costs from earnings. The measures of graduation rates, time to graduation, and career outcomes emphasize the importance of students obtaining their degree and beginning to realize the career earnings increase from college to justify the investment of their time and resources (in addition to their tuition).

PROPOSED TUITION RATES FOR FALL 2024

Each university proposed rates that sought to balance the need for investments in quality against student affordability and inflationary cost pressures. Revenues from tuition increases directly contribute to maintaining and enhancing the quality of the educational experience provided by the university to all students. This includes improvements in updated facilities and technology, enhanced academic resources, increased scholarship offerings, faculty support, and expanded course offerings. The proposed increased will be incorporated into the budget presented to the Board for approval at the June meeting.

Tuition and fees will be discussed in five broad categories, undergraduate tuition, graduate tuition, professional tuition, graduate and professional course fees, and activity and facility fees.

Figure 7: Breakdown of Tuition and Fees by Category for the University of Missouri



As reflected in Figure 7, undergraduate tuition accounts for over half of the gross tuition and fees across the four universities. The next largest contributors are graduate and professional tuition, with each contributing around 15%. Activity and facility fees are used to fund student facilities and activities, and are a relatively small contributor at 5%. Course/program fees are only charged to graduate or professional students and account for only 1% of total revenue generated.

Undergraduate Tuition

Undergraduate tuition represents two thirds of the University's total tuition and fees charged to students. Each institution charges differential rates based on student's degree program. The universities implemented the differential tuition models for Fall 2023 by combining individual supplemental course fees into differential rates. The combination simplified the pricing variables and makes the student bill easier to understand by replacing multiple lines of tuition and fees with one rate that combines tuition, supplemental fees, and the former information technology fee.

The following tables show the recommended rates for undergraduate tuition. Rate tables are presented separately for those institutions with a plateau (MU and S&T) and those without (UMKC and UMSL).

Universities with Plateau Tuition for Undergraduates

Proposed Undergraduate Differential Tuition Plateau Rates for Missouri Resident Students Fall 2024

[See appendix for program details](#)

			Plateau Rate (12-18 Hours)		
College or Program Included in Tier		Rate	Increase		
MU	Tier 1	Arts & Science / CAFNR / Education	\$6,825.00	\$325.00	
	Tier 2	Arts & Science / CAFNR / Business / Pre-Engineering / Health Science / Journalism / Pre-Nursing	\$7,770.00	\$370.00	
	Tier 3	Accountancy / Engineering / Nursing	\$8,715.00	\$415.00	
S&T	Freshman Rate	Undergraduate students with fewer than 30 earned credit hours	\$6,825.00	\$325.00	
	Tier 1	Humanities / Economics / Education / Social Sciences	\$6,825.00	\$325.00	
	Tier 2	Laboratory Sciences / Business / Information Science & Technology / Mathematics / Environmental Science	\$7,875.00	\$375.00	
	Tier 3	Engineering & Computing	\$8,925.00	\$425.00	

Rates above reflect rates between 12-18 credit hours. Students within the plateau have the potential to pay less per hour if they take more than 15 hours and pay more if they take less than 15 hours.

MU’s proposed differential tuition rates begin from first enrollment and follow program of study. MU has a broad array of programs, and many freshmen start off with an intended major or pre-major. Tier consider matriculation patterns as students progress toward their ultimate degree. As an example, engineering students start taking classes that apply towards engineering in their first year on campus. These “pre” majors are in the middle tier of differential tuition. Once students are admitted into the engineering program, they move up into the highest tier of differential tuition. While MU does not have a freshman rate like S&T, there is still a level of cost differentiation that reflects students’ progression towards their degree and admission into more competitive programs.

S&T proposed differential tuition rates are based upon program of study. Freshman will be charged a lower rate to reflect the relatively lower cost of freshman classes and allow students time to select their major. The differential tuition rates will begin once students surpass 30 credit hours and select a program of study.

MU and S&T recommend non-resident plateau tuition will be assessed at \$10,605 and \$9,135, respectively, above proposed resident plateau rates by tier.

The proposed per credit hour rates will be assessed to students enrolled in less than 12 credit hours or students enrolled in more than 18 hours will be assessed the plateau rate on the first 18 hours and per credit hour rate on additional hours taken.

**Proposed Undergraduate Differential Tuition Rates for Missouri Resident
Outside Plateau Fall 2024**

[See appendix for program details](#)

	College or Program Included in Tier	Per Credit Hour		
		Rate	Increase	
MU	Tier 1	Arts & Science / CAFNR / Education	\$569.10	\$27.10
	Tier 2	Arts & Science / CAFNR / Business / Pre-Engineering / Health Science / Journalism / Pre-Nursing /	\$647.90	\$30.90
	Tier 3	Accountancy / Engineering / Nursing	\$726.60	\$34.60
S&T	Freshman Rate	Undergraduate students with fewer than 30 earned credit hours	\$569.00	\$27.00
	Tier 1	Humanities / Economics / Education / Social Sciences	\$569.00	\$27.00
	Tier 2	Laboratory Sciences / Business / Information Science & Technology / Mathematics / Environmental Science	\$656.00	\$31.00
	Tier 3	Engineering & Computing	\$744.00	\$36.00

Hourly rates charged if students take less than 12 hours and on any hours over 18.

MU and S&T recommend non-resident tuition per credit hour will be assessed \$884.10 and \$761.00, respectively, above proposed resident rates.

The hourly rate will be applied to the first 11 credit hours. Students with more than 18 hours will be charged the plateau rate plus the hourly rate multiplied by the number of hours above 18 hours. Only 2% of credit hours were charged outside of the plateau for Fall 2024 which was an improvement from 4% prior to implementing a plateau structure. Proposed summer per credit hour rates will be discounted and are included in the appendix.

Universities with Hourly Tuition for Undergraduates

UMKC and UMSL will continue charging hourly tuition without a plateau. This is largely a reflection of their respective student populations that tend to be part-time.

Proposed Undergraduate Differential Tuition Rates for Missouri Resident Fall 2024

	College or Program Included in Tier	Price per Credit Hour		
		Rate	Increase	
UMKC	Tier 1	UMKC Essentials / CORE 42 Campus Base Rate	\$391.65	\$18.65
	Tier 2	Humanities and Social Sciences / Psychology / Architectural Studies / Urban Studies / Biology / Earth & Environmental Studies / Physics & Astronomy / Chemistry / Mathematics & Statistics	\$391.65	\$18.65
	Tier 3	Education	\$407.90	\$19.40
	Tier 4	Conservatory	\$441.00	\$21.00
	Tier 5	Health Studies	\$466.20	\$22.20
	Tier 6	Business	\$472.50	\$22.50
	Tier 7	Dental Hygiene	\$488.25	\$23.25
	Tier 8	Engineering and Computer Science	\$507.15	\$24.15
	Tier 9	Nursing – BSN and RN to BSN	\$560.70	\$26.70
UMSL	Tier 1	Arts & Sciences / Education / Social Work	\$504.00	\$24.00
	Tier 2	Business / Non-Degree	\$568.00	\$27.00
	Tier 3	Nursing	\$613.00	\$29.00
	Tier 4	Engineering	\$623.00	\$30.00

UMKC and UMSL recommend non-resident tuition per credit hour will be assessed \$630.00 and \$750.00, respectively, above proposed resident rates.

UMKC has differential tuition by program with a separate base rate for the core requirements of all degree programs. The base rate applies to basic undergraduate programs listed in the appendix and Core 42 course offering no matter the student’s degree program selection. This is like Missouri S&T’s freshman rate to provide a cost reduction to students in the first part of their college career.

UMSL has four tiers of differential tuition rates based upon program of study within the specific colleges listed on the approval schedule. UMSL’s tuition rates include the Activity and Facility fees charged separately at the other three institutions.

UMKC and UMSL have Metropolitan undergraduate tuition rates for students from Kansas and Illinois counties in their market area. UMSL and UMKC also have undergraduate rates which include the state of Illinois and Kansas, respectively. The Metropolitan, Illinois, and Kansas tuition rates are proposed to increase in line with Missouri resident rates. UMKC also has a Heartland undergraduate tuition rate which equals 150 percent of the Missouri resident rate. Heartland states

include Arkansas, Iowa, Kentucky, Oklahoma, South Dakota, Tennessee, and Texas. Details for these rates are included in [Appendix 1](#).

Graduate Tuition

Graduate tuition represents 16% of the University’s total tuition and fees charged to students. MU, S&T, and UMSL charge differential tuition to graduates. The base rate of differential tuition includes former tuition, information technology fee, and program/course fees. UMKC maintains course fees for graduate programs based on the academic program and school. It is uncommon for graduate students at UMKC to enroll in courses outside of the college/school in which their degree is being offered. As such, students are aware prior to billing of additional assessed charges from the college/school.

The following tables show the recommended rates for graduate tuition for Missouri residents.

Proposed Graduate Differential Tuition Rates for Missouri Resident Fall 2024

[See appendix for program details](#)

	College or Program Included in Tier	Per Credit Hour		
		Rate	Increase	
MU	Tier 1	Arts & Science / CAFNR	\$525.00	\$25.00
	Tier 2	Education / Medicine	\$561.80	\$26.80
	Tier 3	Business / Applied Behavior Analysis / Health Science / Journalism / CAFNR	\$603.80	\$28.80
	Tier 4	Business / Engineering	\$682.50	\$32.50
	Tier 5	National Market Range	Range Min: \$603.80 – Max: \$1,470.00	
S&T	Tier 1	Technical Communications / Industrial-Organizational Psychology / Non-degree	\$567.00	\$17.00
	Tier 2	Applied Mathematics / Mathematics / Business Administration / Information Science and Technology	\$644.00	\$19.00
	Tier 3	Applied and Environmental Biology / Chemistry / Physics / Geology & Geophysics	\$747.00	\$22.00
	Tier 4	Engineering / Engineering Management / Undeclared	\$773.00	\$23.00
UMSL	Tier 1	College of Arts & Sciences / School of Social Work	\$645.00	\$31.00
	Tier 2	College of Education / Non-degree	\$694.00	\$33.00
	Tier 3	College of Business Administration	\$807.00	\$38.00
	Tier 4	College of Nursing	\$933.00	\$44.00

MU, S&T and UMSL recommend non-resident tuition per credit hour will be assessed \$787.50, \$463.00, and \$889.00 respectively, above proposed resident rates. Additionally, S&T recommends an international graduate rate which will be \$309.00 above the non-resident per credit hour rate.

Tier 5 recommended by MU sets a range for programs with a clear premium employment market and competition, such as nursing and data science. The range allows MU the ability to price specific degree programs based on market sensitivity demand factors, including non-resident premium up to the current differential of \$787.50 per credit hour.

MU proposes a graduate certificate range from \$525 to \$1,470 per credit hour. Approval of this proposed range will provide MU with the opportunity to develop and implement graduate certificate programs quickly to respond to the professional development market needs. Graduate certificates are credentials representing specialized training in a specific topic or skill and are not considered a graduate degree. These programs typically only cover between 12-15 credit hours.

Proposed Graduate Base Tuition Rates for Missouri Resident Fall 2024

	College or Program Included in Tier	Per Credit Hour	
		Resident	Increase
UMKC	Base Graduate Tuition	\$512.40	\$24.40
	Nursing Graduate Tuition	\$742.35	\$35.35

UMKC maintains a base graduate tuition rate with separate course fees. UMKC maintains a separate tuition rate for graduate nursing programs which UMKC assesses on all graduate nursing credits, which has been a past practice for UMKC. UMKC recommended non-resident tuition per credit hour will be assessed \$773.85 above proposed base graduate resident rate and \$651.00 above proposed nursing graduate rate. UMKC and UMSL have Metropolitan graduate tuition rates for students from Kansas and Illinois counties in their market area. The Metropolitan tuition rates are the same as Missouri resident rates.

Professional School Tuition

Professional tuition represents 14% of the University's total tuition and fees charged to students. Professional schools represent post-baccalaureate degrees with specific licenses, i.e., Medicine, Pharmacy and Law. Proposed increases are based on market analysis of the schools, their relationship to the university strategic plans and cost pressures. These recommendations are summarized below.

Proposed Professional School Program Tuition Percent Increase (Decrease)

	Resident	Nonresident
MU Law, JD	3.7%	4.0%
MU Law, LLM	5.0%	5.0%
MU Medicine, MD, Years 1-2	5.0%	5.0%
MU Medicine, MD, Years 3-4	5.0%	5.0%
MU Occupational Therapy, MOT & OTD	5.0%	5.0%
MU Physical Therapy, DPT	5.0%	-55.0%
MU Veterinary Medicine	5.0%	5.0%
UMKC Dental School, DDS	4.5%	4.5%
UMKC Dental School, Grad	4.5%	4.5%
UMKC Law, JD	4.5%	4.5%
UMKC Law, LLM	4.5%	4.5%
UMKC Medicine, Years 1-2	5.0%	5.0%
UMKC Medicine, Years 3-6	5.0%	5.0%
UMKC Medicine, Anesthesia MS	5.0%	5.0%
UMKC Medicine, Physician Asst. MS	5.0%	5.0%
UMKC Pharmacy, PharmD	3.5%	3.5%
UMSL Optometry, OD	3.4%	3.4%

The MU Physical Therapy (DPT) program is proposing to eliminate the out of state rate for the professional program. This would leave one professional rate that all students would pay. The DPT program at MU ranks in the top 20% nationally and admits 60 students annually. Over the last few years, applications within MU's DPT program have not been academically prepared to complete this program which result in unfilled seats within the program. The program is not turning away any Missouri residents, and there are currently only two non-residents in the program. This attrition cost the university money as cohorts complete all coursework together following a specific curriculum, adding a new student after the curriculum has commenced is not feasible. Each departing student accounts for a maximum of \$68,275 in resident tuition. To date, 11 students have left the DPT program, translating to a potential loss exceeding \$375,000 if, on average, these departures occur midway through their education. By attracting and admitting a greater number of high-performing students and reducing attrition, MU anticipates more than offsetting the loss in tuition revenue resulting from the elimination of the non-resident tuition differential. Admitting high-performing students will enhance student retention which leads to higher graduation rates, bolstering the program's reputation and attractiveness to prospective students. A stronger reputation, in turn, can stimulate increased applications, facilitating more selective admissions and a further elevation of program quality. This change would result in zero net loss over what is in

place now but would allow the changes in place to be permanent as well as allow the program the flexibility to market to a national market.

UMKC is proposing a new flat professional program rate for the Dental School DDS Advance Standing Program. The UMKC School of Dentistry implemented a new educational program to train dentist graduates of foreign dental programs who desire to have a United States DDS degree from the Commission on Dental Accreditation. There continues to be significant interest in these programs nationally and several dental schools have implemented International DDS programs in the last decade. The new program would complement UMKC's current program offering that include the traditional four-year DDS program and the International Trained Faculty DDS program. Proposed semester tuition rate for this program is \$41,484.

Graduate and Professional Course & Program Fees

MU and UMSL only charge program/course fees to professional students and UMKC charges course fees to graduate and professional students. The following presents the recommended remaining supplemental fees for graduate and professional students for Fall 2024.

	Per Credit Hour Rate	Flat Rate	Recommended Increase	
			Dollar	Percent
MU – Professional Program Fees				
College of Veterinary Medicine Clinical Supplemental Fee		\$2,100.00	\$100.00	5.0%
Medical School Laboratory/Resource Fee		\$1,037.40	\$49.40	5.0%
Law Bar Preparation Fee- New		\$150.00	N/A	N/A
UMKC - Graduate/Professional Course & Program Fees				
<i>STEM/Health Profession Course Fees</i>				
Counseling Psychology Graduate Course Fee	\$46.40		\$2.00	4.5%
Social Work Field Graduate Education Fee	\$50.00		\$19.90	66.1%
Nursing Simulation Course Fee	\$81.50		\$3.50	4.5%
Nursing Clinical Fee	\$285.00		\$12.30	4.5%
Engineering and Computer Science Course Fee	\$114.65		\$3.35	3.0%
School of Medicine Simulation Assessment Yrs 1-2		\$210.30	\$10.00	5.0%
School of Medicine Simulation & Assessment – other		\$334.20	\$15.90	5.0%
<i>Business and Law Course Fees</i>				
Bloch Graduate Business Course Fee	\$120.50		\$0.00	0.0%
Bloch Public Administration Graduate Course Fee	\$48.00		\$0.00	0.0%
Legal Bar Preparation Fee	\$10.00		\$0.00	0.0%
Legal Technology Fee (Law School)	\$11.00		\$0.00	0.0%
<i>Education and Other Program Course Fees</i>				
Education Course Fee	\$21.25		\$0.91	4.5%
Online Course Fee	\$56.80		\$2.70	5.0%
Conservatory Graduate Program Fee	\$73.70		\$3.15	4.5%
UMSL- Professional Program Fees				
Patient Care Center Facility Fee		\$900.00	\$0.00	0.0%

MU is proposing a new law bar preparation fee of \$150 per semester. The program supplements commercial or nonprofit bar preparation programs, which cost from \$1,200 to \$3,000. Spreading the cost of the MU program over three years of a student’s legal education reduces the overall costs at graduation and allows students to include these costs in their overall budgeting and financial aid planning. With this recommended change, MU hopes to encourage additional

students to participate in the program by removing the financial barrier created by a single charge at graduation.

UMKC’s Social Work Department is proposing to increase the graduate course fee to \$50 per credit hour. The increase will provide resources to cover operating cost of the Field Department including the salary of a full-time staff member, professional liability insurance required for each student, annual software fees for the data management system used for tracking, coordination, and documentation of each student and 125 practicum sites. The current fee has not increased since academic year 2018-19 despite inflation and rising operating cost to the program. This proposed fee increase was discussed with current students.

Distance and Continuing Education Rates

eLearning, special program delivery, and continuing education instructional fees will increase at the same rate as tuition rates. These fees are used for special instructional courses provided by contract to corporations or other entities. The contracted rates vary based on instruction and the contract but must fall within a range greater than the resident undergraduate tuition rate and less than an approved maximum. Additionally, rates for self-contained graduate or professional degree programs are included as part of the range recommended below. Self-contained graduate or professional degree program is designed as one curriculum entity and the complete program involves charges for such items as course materials, travel, lodging, meal expenses, technology equipment and/or charges for other components of the program in addition to the standard tuition and fees, a comprehensive program fee may be utilized that is market-driven, provided that such comprehensive program fee is greater than the standard tuition and fees.

The following recommendation represents maximum rate as minimum is equal to summer resident undergraduate tuition rate.

	Per Credit Hour Rate
MU	
Undergrad Distance Program & Special Delivery Tuition - Maximum	\$1,155.00
Graduate Distance Program & Special Delivery Tuition - Maximum	\$2,362.50
S&T	
Undergrad Distance Program & Special Delivery Tuition - Maximum	\$1,505.00
Graduate eLearning and Special Program Delivery Maximum	\$3,000.00
CE Instructional Fee (for credit) - Maximum	\$3,000.00
UMKC	
Undergrad Distance Program & Special Delivery Tuition - Maximum	\$1,016.00
Graduate eLearning and Special Program Delivery Maximum	\$1,264.25
CE Instructional Fee (for credit) - Maximum	\$1,258.20
UMSL	
Undergraduate eLearning and Special Program Delivery Maximum	\$1,185.00
Graduate eLearning and Special Program Delivery Maximum	\$2,326.00
CE Instructional Fee (for credit) - Maximum	\$2,326.00

Fees associated with examination only and online course fees are disclosed in the appendix and approved by the President, changes to these rates have been approved by the Chancellor.

Activity, Facility, and Service Fees

Activity, Facility, and Service Fees represent separate fees for services provided to all students. These fees fund infrastructure that supports the student experience, such as recreation centers, student health, and student unions. Many of these fees underwrite bonded buildings that support services requested by student bodies.

Activity, facility, and service fees are otherwise referred to as required fees. These fees are common across institutions and cover similar items to those charged by the University of Missouri. SEC public institutions charge an average of \$150 per year more than the University of Missouri, and surrounding state institutions charge an average of \$650 more per year. One area of variance that results in a smaller value for the University of Missouri is Athletics fees. About half of the SEC public institutions have an Athletics fee that averages around \$160 per year.

Planning for fee changes is conducted using operating assumptions unique to each university and activity, within the context of general economic guidelines communicated by the Finance Division. Appropriate advisory groups, affected students, and/or their elected officers reviewed and supported the activity, facility, and service fee proposals.

Below are the recommended increases for MU and S&T activity, facility, and service fees per semester. The detailed fee schedules are included in appendix.

	Academic Year		Recommended Increase	
	2023-24	2024-25	Dollar	Percent
Maximum Fees per term (12 or more credit hours)				
<i>Undergraduate Students</i>				
MU	\$561.24	\$589.50	\$28.26	5.0%
S&T	\$635.00	\$664.03	\$29.03	4.6%
<i>Graduate and Professional Students</i>				
MU	\$514.53	\$540.60	\$26.07	5.1%
S&T	\$638.81	\$667.97	\$29.16	4.6%

Fees are assessed predominantly on a per credit hour basis with a cap of 12 credit hours per semester and six credit hours for the summer session. The cap is nine credit hours per semester for graduate and professional students. Some fees are assessed at a flat rate per semester or have a lower cap.

At **MU** there are three categories student facility and activity fees: Student Health, Recreation Center, and Student Activity. The Student Health Fee supports the MU Student Health Center, which provides students with timely primary care and/or behavioral health appointments. The Recreation Center Fee allows students to use university-based indoor and outdoor facilities at the Mizzou Rec Facility. The Student Activity Fee include fees to fund: Student Government, Student Organizations, Multicultural Student Organizations, Readership Program, Sustainability Program, Sports Clubs, Associated Students, Capital Improvement, Divisional Councils, Transportation System, Student Unions, Student Life, Counseling Center, Jesse Auditorium, MU Libraries, and Technology.

The MU Student Fee Review Committee, which is comprised of a representative mix of undergraduate and graduate students, annually reviews activity, facility, and health service fees in detail. They make a recommendation to the Vice Chancellor of Student Affairs regarding any increases or reallocations. The proposed increases represent the committee’s recommendations.

S&T charges activity fees to students each semester to pay for a variety of activities, services, and bonded debt on buildings. The Health & Student Service Fee is used to fund clinical health services, counseling services, wellness programs, health education, and oversight of general campus health concerns. For Fall 2024, S&T recommends a \$29.03 per semester increase for undergraduates and a \$29.16 per semester increase for graduate students.

Fall 2022 **UMKC** began a tiered flat rate activity, facility and service fee structure based on student credit hours. UMKC student activity, facility, and service fees provide transportation services, support facility cost for the University Center, Student Union, and Recreational facilities. These fees also provide support for the student government association, UMKC libraries, and student health center. UMKC recommended increase as reflected below:

	Academic Year		Recommended Increase	
	2023-24	2024-25	Dollar	Percent
Block 1 Semester Hours Up to 6 Summer Up to 3	\$320.15	\$336.00	\$15.85	5.0%
Block 2 Semester Hours 7 – 12 Summer 4-6	\$680.00	\$714.00	\$34.00	5.0%
Block 3 Semester Hours 13+ Summer 7+	\$772.00	\$810.60	\$38.60	5.0%

In Fall 2013 UMSL restructured their tuition and required fees into a base tuition rate. UMSL no longer assesses student activity, facility, and service fees separately.

The detail for all fee schedules can be found in Appendix 1.

Appendix 1 – Tuition and Required Fee Schedules

UNIVERSITY OF MISSOURI - Columbia

Tuition Rates

Beginning with the 2024 Fall Session

Student Level or Professional Program	Tier	Residence Status	Term Type	Plateau	2023-2024 RATES		2024-2025 RATES		Percentage Change	Dollar Change
					Per Credit Hour Rate	Plateau Rate	Per Credit Hour Rate	Plateau Rate		
Undergraduate	Tier 1	Missouri	Semester	12-18 Hours		\$6,500.00		\$6,825.00	5.0%	\$325.00
		Missouri	Semester	Rate Outside Plateau ¹	\$542.00		\$569.10		5.0%	\$27.10
		Missouri	Summer	None	\$350.00		\$367.50		5.0%	\$17.50
		Nonresident	Semester	12-18 Hours		\$16,600.00		\$17,430.00	5.0%	\$830.00
		Nonresident	Semester	Rate Outside Plateau ¹	\$842.00		\$884.10		5.0%	\$42.10
		Nonresident	Summer	None	\$467.00		\$490.40		5.0%	\$23.40
	Tier 2	Missouri	Semester	12-18 Hours		\$7,400.00		\$7,770.00	5.0%	\$370.00
		Missouri	Semester	Rate Outside Plateau ¹	\$617.00		\$647.90		5.0%	\$30.90
		Missouri	Summer	None	\$400.00		\$420.00		5.0%	\$20.00
		Nonresident	Semester	12-18 Hours		\$17,500.00		\$18,375.00	5.0%	\$875.00
		Nonresident	Semester	Rate Outside Plateau ¹	\$842.00		\$884.10		5.0%	\$42.10
		Nonresident	Summer	None	\$517.00		\$542.90		5.0%	\$25.90
	Tier 3	Missouri	Semester	12-18 Hours		\$8,300.00		\$8,715.00	5.0%	\$415.00
		Missouri	Semester	Rate Outside Plateau ¹	\$692.00		\$726.60		5.0%	\$34.60
		Missouri	Summer	None	\$450.00		\$472.50		5.0%	\$22.50
		Nonresident	Semester	12-18 Hours		\$18,400.00		\$19,320.00	5.0%	\$920.00
		Nonresident	Semester	Rate Outside Plateau ¹	\$842.00		\$884.10		5.0%	\$42.10
		Nonresident	Summer	None	\$567.00		\$595.40		5.0%	\$28.40
Graduate	Tier 1	Missouri	Semester	None	\$500.00		\$525.00		5.0%	\$25.00
		Nonresident	Semester	None	\$1,250.00		\$1,312.50		5.0%	\$62.50
	Tier 2	Missouri	Semester	None	\$535.00		\$561.80		5.0%	\$26.80
		Nonresident	Semester	None	\$1,285.00		\$1,349.30		5.0%	\$64.30
	Tier 3	Missouri	Semester	None	\$575.00		\$603.80		5.0%	\$28.80
		Nonresident	Semester	None	\$1,325.00		\$1,391.30		5.0%	\$66.30
	Tier 4	Missouri	Semester	None	\$650.00		\$682.50		5.0%	\$32.50
		Nonresident	Semester	None	\$1,400.00		\$1,470.00		5.0%	\$70.00
	Tier 5 ²	All	Semester	None	Range Min: \$575 - Max: \$1,400		Range Min: \$603.80 - Max: \$1,470			
	Graduate Certificates ³		All	Semester	None	Range Min: \$500 - Max: \$1,400		Range Min: \$525 - Max: \$1,470		
Law, JD		Missouri	Semester	None	\$760.60		\$788.60		3.7%	\$28.00
		Nonresident	Semester	None	\$960.60		\$998.60		4.0%	\$38.00
Law, LLM		Missouri	Semester	None	\$871.00		\$914.60		5.0%	\$43.60
		Nonresident	Semester	None	\$871.00		\$914.60		5.0%	\$43.60
Medicine, MD		Missouri	M1 & M2	18	\$1,171.40	\$21,085.20	\$1,230.00	\$22,140.00	5.0%	\$1,054.80
		Missouri	M3 & M4	20	\$1,171.40	\$23,428.00	\$1,230.00	\$24,600.00	5.0%	\$1,172.00
		Nonresident	M1 & M2	18	\$2,369.20	\$42,645.00	\$2,487.70	\$44,778.60	5.0%	\$2,133.60
		Nonresident	M3 & M4	20	\$2,369.20	\$47,384.00	\$2,487.70	\$49,754.00	5.0%	\$2,370.00
Occupational Therapy, MOT & OTD		All	Semester	None	\$598.90		\$628.80		5.0%	\$29.90
OTD Distance Program		All	Semester	None	\$750.70		\$788.20		5.0%	\$37.50
Physical Therapy, DPT		All	Semester	None	\$598.90		\$628.80		5.0%	\$29.90
		Nonresident	Semester	None	\$1,396.40		\$628.80		-55.0%	(\$767.60)
Veterinary Medicine, DVM		Missouri	Semester	16	\$973.60	\$15,577.60	\$1,022.30	\$16,356.80	5.0%	\$779.20
		Nonresident	Semester	16	\$2,324.00	\$37,184.00	\$2,440.20	\$39,043.20	5.0%	\$1,859.20

Note 1: Undergraduate per credit hour rates will be assessed to students enrolled in less than 12 credit hours or students enrolled in more than 18 hours will be assessed the plateau rate on the first 18 hours and per credit hour rate on additional hours taken

Note 2: Graduate Tier 5 represents a National Market Range tuition pricing that can be accessed within range based on market sensitivity demand factors. A non-resident premium could be assessed up to current nonresident differential of \$787.50 per credit hour, but will not exceed maximum per credit hour amount.

Note 3: Graduate Tier 6 represents a tuition pricing range for certificates that can be accessed within range based on market sensitivity demand factors. A non-resident premium could be assessed up to current nonresident differential of \$750 per credit hour, but will not exceed maximum per credit hour amount.

UNIVERSITY OF MISSOURI - Columbia
Supplemental Course Fee
Beginning with the 2024 Fall Session

	2023-2024 RATES		2024-2025 RATES		Percentage Change	Dollar Change
	Per Credit Hour Rate	Flat Rate	Per Credit Hour Rate	Flat Rate		
Professional Course Fees						
CVM Clinical Supplemental Fee		\$2,000.00		\$2,100.00	5.0%	\$100.00
Medical School Laboratory/Resource Fee		\$988.00		\$1,037.40	5.0%	\$49.40
Law Bar Prep Service Fee		N/A		\$150.00	N/A	N/A

MISSOURI UNIVERSITY OF SCIENCE AND TECHNOLOGY
Tuition Rates
Beginning with the 2024 Fall Session

Student Level	Tier	Residence Status	Term Type	Plateau	2023-2024 RATES		2024-2025 RATES		Percentage Change	Dollar Change
					Per Credit Hour Rate	Plateau Rate	Per Credit Hour Rate	Plateau Rate		
Undergraduate	Freshman Rate	Missouri	Semester	12-18 Hours		\$6,500.00		\$6,825.00	5.0%	\$325.00
		Missouri	Semester	Rate Outside Plateau ¹	\$542.00		\$569.00		5.0%	\$27.00
		Missouri	Summer	None	\$400.00		\$400.00		0.0%	\$0.00
		Nonresident	Semester	12-18 Hours		\$15,200.00		\$15,960.00	5.0%	\$760.00
		Nonresident	Semester	Rate Outside Plateau ¹	\$1,267.00		\$1,330.00		5.0%	\$63.00
		Nonresident	Summer	None	\$575.00		\$575.00		0.0%	\$0.00
	Tier 1	Missouri	Semester	12-18 Hours		\$6,500.00		\$6,825.00	5.0%	\$325.00
		Missouri	Semester	Rate Outside Plateau ¹	\$542.00		\$569.00		5.0%	\$27.00
		Missouri	Summer	None	\$400.00		\$400.00		0.0%	\$0.00
		Nonresident	Semester	12-18 Hours		\$15,200.00		\$15,960.00	5.0%	\$760.00
		Nonresident	Semester	Rate Outside Plateau ¹	\$1,267.00		\$1,330.00		5.0%	\$63.00
		Nonresident	Summer	None	\$575.00		\$575.00		0.0%	\$0.00
	Tier 2	Missouri	Semester	12-18 Hours		\$7,500.00		\$7,875.00	5.0%	\$375.00
		Missouri	Semester	Rate Outside Plateau ¹	\$625.00		\$656.00		5.0%	\$31.00
		Missouri	Summer	None	\$450.00		\$450.00		0.0%	\$0.00
		Nonresident	Semester	12-18 Hours		\$16,200.00		\$17,010.00	5.0%	\$810.00
		Nonresident	Semester	Rate Outside Plateau ¹	\$1,350.00		\$1,418.00		5.0%	\$68.00
		Nonresident	Summer	None	\$625.00		\$625.00		0.0%	\$0.00
	Tier 3	Missouri	Semester	12-18 Hours		\$8,500.00		\$8,925.00	5.0%	\$425.00
		Missouri	Semester	Rate Outside Plateau ¹	\$708.00		\$744.00		5.1%	\$36.00
		Missouri	Summer	None	\$500.00		\$500.00		0.0%	\$0.00
		Nonresident	Semester	12-18 Hours		\$17,200.00		\$18,060.00	5.0%	\$860.00
		Nonresident	Semester	Rate Outside Plateau ¹	\$1,433.00		\$1,505.00		5.0%	\$72.00
		Nonresident	Summer	None	\$675.00		\$675.00		0.0%	\$0.00
Graduate	Tier 1	Missouri	Semester	None	\$550.00		\$567.00		3.1%	\$17.00
		Nonresident Domestic	Semester	None	\$1,000.00		\$1,030.00		3.0%	\$30.00
		Nonresident International	Semester	None	\$1,300.00		\$1,339.00		3.0%	\$39.00
	Tier 2	Missouri	Semester	None	\$625.00		\$644.00		3.0%	\$19.00
		Nonresident Domestic	Semester	None	\$1,075.00		\$1,107.00		3.0%	\$32.00
		Nonresident International	Semester	None	\$1,375.00		\$1,416.00		3.0%	\$41.00
	Tier 3	Missouri	Semester	None	\$725.00		\$747.00		3.0%	\$22.00
		Nonresident Domestic	Semester	None	\$1,175.00		\$1,210.00		3.0%	\$35.00
		Nonresident International	Semester	None	\$1,475.00		\$1,519.00		3.0%	\$44.00
	Tier 4	Missouri	Semester	None	\$750.00		\$773.00		3.1%	\$23.00
		Nonresident Domestic	Semester	None	\$1,200.00		\$1,236.00		3.0%	\$36.00
		Nonresident International	Semester	None	\$1,500.00		\$1,545.00		3.0%	\$45.00

Note 1: Undergraduate per credit hour rates will be assessed to students enrolled in less than 12 credit hours or students enrolled in more than 18 hours will be assessed the plateau rate on the first 18 hours and per credit hour rate on additional hours taken

UNIVERSITY OF MISSOURI - Kansas City
Tuition Rates
Beginning with the 2024 Fall Session

Student Level or Professional Program	Tier	Residence Status	Term Type	Plateau	2023-2024 RATES		2024-2025 RATES		Percentage Change	Dollar Change
					Per Credit Hour Rate	Plateau Rate	Per Credit Hour Rate	Plateau Rate		
Undergraduate	UMKC Essentials/ CORE 42	Missouri	Semester	None	\$373.00		\$391.65		5.0%	\$18.65
		Nonresident	Semester	None	\$973.00		\$1,021.65		5.0%	\$48.65
		Kansas Rate	Semester	None	\$373.00		\$391.65		5.0%	\$18.65
		Heartland Rate	Semester	None	\$548.00		\$575.40		5.0%	\$27.40
	Tier 2	Missouri	Semester	None	\$373.00		\$391.65		5.0%	\$18.65
		Nonresident	Semester	None	\$973.00		\$1,021.65		5.0%	\$48.65
		Kansas Rate	Semester	None	\$373.00		\$391.65		5.0%	\$18.65
		Heartland Rate	Semester	None	\$548.00		\$575.40		5.0%	\$27.40
	Tier 3	Missouri	Semester	None	\$388.50		\$407.90		5.0%	\$19.40
		Nonresident	Semester	None	\$988.50		\$1,037.90		5.0%	\$49.40
		Kansas Rate	Semester	None	\$388.50		\$407.90		5.0%	\$19.40
		Heartland Rate	Semester	None	\$563.50		\$591.70		5.0%	\$28.20
	Tier 4	Missouri	Semester	None	\$420.00		\$441.00		5.0%	\$21.00
		Nonresident	Semester	None	\$1,020.00		\$1,071.00		5.0%	\$51.00
		Kansas Rate	Semester	None	\$420.00		\$441.00		5.0%	\$21.00
		Heartland Rate	Semester	None	\$595.00		\$624.75		5.0%	\$29.75
	Tier 5	Missouri	Semester	None	\$444.00		\$466.20		5.0%	\$22.20
		Nonresident	Semester	None	\$1,044.00		\$1,096.20		5.0%	\$52.20
		Kansas Rate	Semester	None	\$444.00		\$466.20		5.0%	\$22.20
		Heartland Rate	Semester	None	\$619.00		\$649.95		5.0%	\$30.95
	Tier 6	Missouri	Semester	None	\$450.00		\$472.50		5.0%	\$22.50
		Nonresident	Semester	None	\$1,050.00		\$1,102.50		5.0%	\$52.50
		Kansas Rate	Semester	None	\$450.00		\$472.50		5.0%	\$22.50
		Heartland Rate	Semester	None	\$625.00		\$656.25		5.0%	\$31.25
	Tier 7	Missouri	Semester	None	\$465.00		\$488.25		5.0%	\$23.25
		Nonresident	Semester	None	\$1,065.00		\$1,118.25		5.0%	\$53.25
		Kansas Rate	Semester	None	\$465.00		\$488.25		5.0%	\$23.25
		Heartland Rate	Semester	None	\$640.00		\$672.00		5.0%	\$32.00
	Tier 8	Missouri	Semester	None	\$483.00		\$507.15		5.0%	\$24.15
		Nonresident	Semester	None	\$1,083.00		\$1,137.00		5.0%	\$54.00
		Kansas Rate	Semester	None	\$483.00		\$507.15		5.0%	\$24.15
		Heartland Rate	Semester	None	\$658.00		\$690.90		5.0%	\$32.90
	Tier 9	Missouri	Semester	None	\$534.00		\$560.70		5.0%	\$26.70
		Nonresident	Semester	None	\$1,134.00		\$1,190.70		5.0%	\$56.70
		Kansas Rate	Semester	None	\$534.00		\$560.70		5.0%	\$26.70
		Heartland Rate	Semester	None	\$709.00		\$744.45		5.0%	\$35.45

UNIVERSITY OF MISSOURI - Kansas City
Tuition Rates
Beginning with the 2024 Fall Session

Student Level or Professional Program	Residence Status	Term Type	Plateau	2023-2024 RATES		2024-2025 RATES		Percentage Change	Dollar Change
				Per Credit Hour Rate	Plateau Rate	Per Credit Hour Rate	Plateau Rate		
Graduate	Missouri	Semester	None	\$488.00		\$512.40		5.0%	\$24.40
	Nonresident	Semester	None	\$1,225.00		\$1,286.25		5.0%	\$61.25
	Metropolitan	Semester	None	\$488.00		\$512.40		5.0%	\$24.40
Anesthesia, UMKC MS	Missouri	Semester	18		\$14,568.00		\$15,296.40	5.0%	\$728.40
	Missouri	Summer	12		\$9,712.00		\$10,197.60	5.0%	\$485.60
	Nonresident	Semester	18		\$17,321.00		\$18,187.05	5.0%	\$866.05
	Nonresident	Summer	12		\$11,550.00		\$12,127.50	5.0%	\$577.50
Med Physician Asst MS	Missouri	Semester	18		\$13,139.00		\$13,795.95	5.0%	\$656.95
	Missouri	Summer	12		\$8,760.00		\$9,198.00	5.0%	\$438.00
	Nonresident	Semester	18		\$15,690.00		\$16,474.50	5.0%	\$784.50
	Nonresident	Summer	12		\$10,460.00		\$10,983.00	5.0%	\$523.00
Dentistry, DDS	Missouri	Semester	16	\$1,296.38	\$20,742.00	\$1,354.70	\$21,675.00	4.5%	\$933.00
	Missouri	Summer	8	\$1,296.38	\$10,371.00	\$1,354.70	\$10,837.70	4.5%	\$466.70
	Nonresident	Semester	16	\$2,565.69	\$41,051.00	\$2,681.10	\$42,898.00	4.5%	\$1,847.00
	Nonresident	Summer	8	\$2,565.69	\$20,525.52	\$2,681.10	\$21,449.00	4.5%	\$923.48
Dentistry, DDS Advanced Standing	All	Semester	16				\$41,484.00	N/A	N/A
	All	Summer	8				\$20,742.00	N/A	N/A
Dentistry, Graduate Certificate and MS	Missouri	Semester	14	\$1,366.43	\$19,130.00	\$1,427.90	\$19,990.85	4.5%	\$860.85
	Missouri	Summer	7	\$1,366.43	\$9,565.00	\$1,427.90	\$9,995.40	4.5%	\$430.40
	Nonresident	Semester	14	\$2,706.86	\$37,896.00	\$2,828.70	\$39,601.32	4.5%	\$1,705.32
	Nonresident	Summer	7	\$2,706.86	\$18,948.00	\$2,828.70	\$19,800.00	4.5%	\$852.00
Law, JD	Missouri	Semester	None	\$720.00		\$752.40		4.5%	\$32.40
	Nonresident	Semester	None	\$920.00		\$961.40		4.5%	\$41.40
Law, LLM	Missouri	Semester	None	\$874.00		\$913.30		4.5%	\$39.30
	Nonresident	Semester	None	\$1,792.00		\$1,872.64		4.5%	\$80.64
Medicine, MD, Years 1 and 2	Missouri	Semester	16	\$812.13	\$12,994.00	\$812.13	\$13,643.70	5.0%	\$649.70
	Missouri	Summer	8	\$812.13	\$6,497.00	\$812.13	\$6,821.80	5.0%	\$324.80
	Regional	Semester	16	\$1,209.06	\$19,345.00	\$1,209.06	\$20,312.20	5.0%	\$967.20
	Regional	Summer	8	\$1,209.06	\$9,672.50	\$1,209.06	\$10,156.00	5.0%	\$483.50
	Nonresident	Semester	16	\$1,606.00	\$25,696.00	\$1,606.00	\$26,980.80	5.0%	\$1,284.80
	Nonresident	Summer	8	\$1,606.00	\$12,848.00	\$1,606.00	\$13,490.40	5.0%	\$642.40
Medicine, MD, Years 3 thru 6	Missouri	Semester	18	\$848.67	\$15,276.00	\$848.67	\$16,039.80	5.0%	\$763.80
	Missouri	Summer	12	\$848.67	\$10,184.00	\$848.67	\$10,693.20	5.0%	\$509.20
	Regional	Semester	18	\$1,264.00	\$22,752.00	\$1,264.00	\$23,889.60	5.0%	\$1,137.60
	Regional	Summer	12	\$1,264.00	\$15,168.00	\$1,264.00	\$15,926.40	5.0%	\$758.40
	Nonresident	Semester	18	\$1,679.11	\$30,224.00	\$1,679.11	\$31,735.20	5.0%	\$1,511.20
	Nonresident	Summer	12	\$1,679.11	\$20,149.33	\$1,679.11	\$21,156.80	5.0%	\$1,007.47
Pharmacy, Dpharm	Missouri	Semester	15	\$980.53	\$14,708.00	\$980.53	\$15,222.80	3.5%	\$514.80
	Missouri	Summer	6	\$980.53	\$5,883.20	\$980.53	\$6,089.11	3.5%	\$205.91
	Nonresident	Semester	15	\$2,134.13	\$32,012.00	\$2,134.13	\$33,132.40	3.5%	\$1,120.40
	Nonresident	Summer	6	\$2,134.13	\$12,804.80	\$2,134.13	\$13,253.00	3.5%	\$448.20
Nursing Graduate	Missouri	Semester	None	\$707.00		\$742.35		5.0%	\$35.35
	Nonresident	Semester	None	\$1,327.00		\$1,393.35		5.0%	\$66.35

UNIVERSITY OF MISSOURI - Kansas City
Supplemental Course Fee
Beginning with the 2024 Fall Session

	2023-2024 RATES		2024-2025 RATES		Percentage Change	Dollar Change
	Per Credit Hour Rate	Flat Rate	Per Credit Hour Rate	Flat Rate		
Graduate/Professional Supplemental Fees						
<i>STEM/Health Profession Supplemental Fees</i>						
Counseling Psychology Graduate Course Fee	\$44.40		\$46.40		4.5%	\$2.00
Social Work Field Graduate Education Fee	\$30.10		\$50.00		66.1%	\$19.90
Nursing Simulation Course Fee ¹	\$78.00		\$81.50		4.5%	\$3.50
Nursing Clinical Fee ¹	\$272.70		\$285.00		4.5%	\$12.30
Engineering and Computer Science Course Fee ¹	\$111.30		\$114.65		3.0%	\$3.35
School of Medicine Simulation & Assessment Yrs 1-2		\$200.30		\$210.30	5.0%	\$10.00
School of Medicine Simulation & Assessment - other		\$318.30		\$334.20	5.0%	\$15.90
<i>Business and Law Supplemental Fees</i>						
Bloch School Graduate Business Supplemental Fee	\$120.50		\$120.50		0.0%	\$0.00
Bloch School Public Administration Graduate Course Fee	\$48.00		\$48.00		0.0%	\$0.00
Legal Bar Preparation Fee - New	\$10.00		\$10.00		N/A	N/A
Legal Technology Fee (Law School)	\$11.00		\$11.00		0.0%	\$0.00
<i>Education and Other Program Course Fees</i>						
Education Course Fee	\$20.34		\$21.25		4.5%	\$0.91
Online Course Fee	\$54.10		\$56.80		5.0%	\$2.70
Conservatory Graduate Program Fee	\$70.55		\$73.70		4.5%	\$3.15

Note 1: These course fees were assessed to undergraduates and graduate students, going forward these course fees will only be assessed to graduate students.

UNIVERSITY OF MISSOURI - St. Louis
Tuition Rates
Beginning with the 2024 Fall Session

					2023-2024 RATES		2024-2025 RATES		Percentage Change	Dollar Change
Student Level or Professional Program	Tier	Residence Status	Term Type	Plateau	Per Credit Hour Rate	Plateau Rate	Per Credit Hour Rate	Plateau Rate		
Undergraduate	Tier 1	Missouri Nonresident	Semester	None	\$480.00		\$504.00		5.0%	\$24.00
			Semester	None	\$1,194.00		\$1,254.00		5.0%	\$60.00
	Tier 2	Missouri Nonresident	Semester	None	\$541.00		\$568.00		5.0%	\$27.00
			Semester	None	\$1,255.00		\$1,318.00		5.0%	\$63.00
	Tier 3	Missouri Nonresident	Semester	None	\$584.00		\$613.00		5.0%	\$29.00
			Semester	None	\$1,298.00		\$1,363.00		5.0%	\$65.00
	Tier 4	Missouri Nonresident	Semester	None	\$593.00		\$623.00		5.0%	\$30.00
			Semester	None	\$1,307.00		\$1,372.00		5.0%	\$65.00
Graduate	Tier 1	Missouri Nonresident	Semester	None	\$614.00		\$645.00		5.0%	\$31.00
			Semester	None	\$1,460.00		\$1,533.00		5.0%	\$73.00
	Tier 2	Missouri Nonresident	Semester	None	\$661.00		\$694.00		5.0%	\$33.00
			Semester	None	\$1,507.00		\$1,582.00		5.0%	\$75.00
	Tier 3	Missouri Nonresident	Semester	None	\$769.00		\$807.00		5.0%	\$38.00
			Semester	None	\$1,615.00		\$1,696.00		5.0%	\$81.00
	Tier 4	Missouri Nonresident	Semester	None	\$889.00		\$933.00		5.0%	\$44.00
			Semester	None	\$1,735.00		\$1,822.00		5.0%	\$87.00
Optometry, OD		Missouri Nonresident	Semester	16	\$880.00	\$14,078.00	\$910.00	\$14,560.00	3.4%	\$482.00
			Semester	16	\$1,453.00	\$23,240.00	\$1,502.00	\$24,032.00	3.4%	\$792.00

UNIVERSITY OF MISSOURI - St. Louis
Supplemental Course Fee
Beginning with the 2024 Fall Session

	2023-2024 RATES		2024-2025 RATES		Percentage Change	Dollar Change
	Per Credit Hour Rate	Flat Rate	Per Credit Hour Rate	Flat Rate		
Professional Supplemental Fees						
Patient Care Center Facility Fee		\$900.00		\$900.00	0.0%	\$0.00

eLearning and Special Program Delivery
Beginning with the 2024 Fall Session

	2023-2024 Rates		2024-2025 Rates		Percentage Change	Dollar Change
	Per Credit Hour Rate	Flat Rate	Per Credit Hour Rate	Flat Rate		
MU						
Undergrad Distance Program & Special Delivery Tuition - Maximum ¹	\$1,100.00		\$1,155.00		5.0%	\$55.00
Graduate Distance Program & Special Delivery Tuition - Maximum	\$2,250.00		\$2,362.50		5.0%	\$112.50
Missouri S&T						
Undergrad Distance Program & Special Delivery Tuition - Maximum ¹	\$1,433.00		\$1,505.00		5.0%	\$72.00
Graduate eLearning and Special Program Delivery Maximum	\$3,000.00		\$3,000.00		0.0%	\$0.00
Examination Only - Graduate Enrollment		\$550.00		\$567.00	3.1%	\$17.00
CE Instructional Fee (for credit) - Maximum	\$3,000.00		\$3,000.00		0.0%	\$0.00
UMKC						
Undergrad Distance Program & Special Delivery Tuition - Maximum ¹	\$967.68		\$1,016.00		5.0%	\$48.32
Graduate eLearning and Special Program Delivery Maximum	\$1,204.04		\$1,264.25		5.0%	\$60.21
Examination Only and Audit - Undergraduate Enrollment ²		\$346.00		\$391.65	13.2%	\$45.65
Examination Only and Audit- Graduate Enrollment ²		\$466.30		\$512.40	9.9%	\$46.10
CE Instructional Fee (for credit) - Maximum	\$1,198.30		\$1,258.20		5.0%	\$59.90
UMSL						
Undergraduate eLearning and Special Program Delivery Maximum ¹	\$1,128.90		\$1,185.00		5.0%	\$56.10
Graduate eLearning and Special Program Delivery Maximum	\$2,215.40		\$2,326.00		5.0%	\$110.60
Examination Only - Graduate Enrollment		\$578.23		\$607.00	5.0%	\$28.77
CE Instructional Fee (for credit) - Maximum	\$2,215.40		\$2,326.00		5.0%	\$110.60

Note: Special Delivery Tuition includes consortium agreements with other post secondary institutions and reciprocal exchange agreements with post secondary international institutions.

Note 1: Rates presented in the table above reflect the maximum rate assessed for eLearning and special program delivery, minimum rate is equal to resident undergraduate summer tuition rate. This rate is not a supplement fee or course fee it is a range set for specific program delivered through a nontraditional delivery mode.

Note 2: UMKC's examination only and audit rates are assessed at the lowest tuition rate. Prior year's rates did not reflect the implementation of differential tuition.

Student Activity, Facility, and Service Fees

MU	2023-2024 Rates	2024-2025 Rates	Recommended Increase		2023-2024 Rates	2024-2025 Rates	Recommended Increase		
			Amount	% change			Amount	% change	
Maximum Fees per Term		Semester Rates (12 or more credit hours)				Summer Rates (7 or more credit hours)			
Undergraduate Students									
Student Activity Fee	\$ 284.04	\$ 296.40	\$ 12.36	4.4%	\$ 142.02	\$ 148.20	\$ 6.18	4.4%	
Recreation Activity and Facility	176.40	185.20	8.80	5.0%	88.20	92.60	4.40	5.0%	
Health Service Fee	100.80	107.90	7.10	7.0%	82.30	88.10	5.80	7.0%	
Total	\$ 561.24	\$ 589.50	\$ 28.26	5.0%	\$ 312.52	\$ 328.90	\$ 16.38	5.2%	
Graduate and Professional Students									
Student Activity Fee	\$ 237.33	\$ 247.50	\$ 10.17	4.3%	\$ 158.40	\$ 165.00	\$ 6.60	4.2%	
Recreation Activity and Facility	176.40	185.20	8.80	5.0%	88.20	92.60	4.40	5.0%	
Health Service Fee	100.80	107.90	7.10	7.0%	92.50	88.10	(4.40)	-4.8%	
Total	\$ 514.53	\$ 540.60	\$ 26.07	5.1%	\$ 339.10	\$ 345.70	\$ 6.60	1.9%	
UMKC	2023-2024 Rates	2024-2025 Rates	Recommended Increase		2023-2024 Rates	2024-2025 Rates	Recommended Increase		
			Amount	% change			Amount	% change	
Maximum Fees per Term		Semester Rates				Summer Rates			
Undergraduate, Graduate, & Professional Students									
Student Life Fee									
Block 1 Semester Hours Up To 6									
Summer Up to 3	\$ 320.15	\$ 336.00	\$ 15.85	5.0%	\$ 200.55	\$ 210.60	\$ 10.05	5.0%	
Block 2 Semester Hours 7-12									
Summer 4-6	\$ 680.00	\$ 714.00	\$ 34.00	5.0%	\$ 369.60	\$ 388.00	\$ 18.40	5.0%	
Block 3 Semester Hours 13+									
Summer 7+	\$ 772.00	\$ 810.60	\$ 38.60	5.0%	\$ 397.00	\$ 416.80	\$ 19.80	5.0%	
Missouri S&T	2023-2024 Rates	2024-2025 Rates	Recommended Increase		2023-2024 Rates	2024-2025 Rates	Recommended Increase		
			Amount	% change			Amount	% change	
Maximum Fees per Term		Semester Rates (12 or more credit hours)				Summer Rates (6 or more credit hours)			
Undergraduate Students									
Activity & Facilities Fee	\$ 450.50	\$ 465.84	\$ 15.34	3.4%	\$ 165.00	\$ 167.04	\$ 2.04	1.2%	
Health & Student Service Fee	184.50	198.19	13.69	7.4%	81.52	87.57	6.05	7.4%	
Total	\$ 635.00	\$ 664.03	\$ 29.03	4.6%	\$ 246.52	\$ 254.61	\$ 8.09	3.3%	
Graduate Students									
Activity & Facilities Fee	\$ 450.50	\$ 465.84	\$ 15.34	3.4%	\$ 165.00	\$ 167.04	\$ 2.04	1.2%	
Health & Student Service Fee	184.50	198.19	13.69	7.4%	81.52	87.57	6.05	7.4%	
Graduate Student Fee	3.81	3.94	0.13	3.4%	-	-	-	0.0%	
Total	\$ 638.81	\$ 667.97	\$ 29.16	4.6%	\$ 246.52	\$ 254.61	\$ 8.09	3.3%	

Note: These are preliminary estimates. Actual increase would be recommended/approved by student government
Note: MU Student Activity Fee includes previously separated Student Services Enhancement Fee.

Appendix 2 – Tiers by Academic Plan

Appendix 2 provides additional details for programs included in undergraduate tiers, in which programs offered by a college or school are split between multiple tiers. Program and degree information for each university implementing differential tuition have also been included.

MU has recommended three tiers for undergraduate differential tuition for academic plans delivered on-campus. The following provides additional information for the academic plans included in each tier. MU Cashiers Office web-site will provide an inclusive listing of tuition rates for all degrees and certificate offering for the academic year 2024-25. There have been no movements between tiers at the undergraduate level for MU for Fall 2024.

MU Undergraduate Tiers				
	College / School	Type of Academic Plans	Degree	
Tier 1	Arts & Science	Ancient Mediterranean Studies Anthropology Communication Constitutional Democracy English General Studies Geography German History International Studies Linguistics Philosophy Political Science Public Administration and Policy Religious Studies Romance Languages Russian Sociology Multi/Interdisciplinary Studies	Bachelor of Arts Bachelor of Arts Bachelor of Arts Bachelor of Arts Bachelor of Arts Bachelor of General Studies Bachelor of Arts Bachelor of Arts Bachelor of Arts Bachelor of Arts Bachelor of Arts Bachelor of Arts / Bachelor of Science Bachelor of Arts Bachelor of Arts Bachelor of Arts Bachelor of Arts Bachelor of Arts Bachelor of Arts Bachelor of Arts	
	Ag, Food & Nat Resources	Agriculture Agribusiness Management Agricultural Education Hospitality Management Personal Financial Planning Parks, Recreation, Leisure, & Fitness Studies Pre-majors	Bachelor of Science Bachelor of Science Bachelor of Science Bachelor of Science Bachelor of Science Bachelor of Science Pre-majors	
	Education	All	All	
	Non-degree Dual High School			
	Veterinary Medicine	Veterinary Technology	Bachelor of Science	

MU Undergraduate Tiers			
	College / School	Type of Academic Plans	Degree
Tier 2	Arts & Science	Undeclared	Undeclared
		Architectural Studies	Bachelor of Science
		Art	Bachelor of Arts / Bachelor of Fine Arts
		Art History	Bachelor of Arts
		Biological Sciences	Bachelor of Arts / Bachelor of Science
		Chemistry	Bachelor of Arts / Bachelor of Science
		Digital Storytelling	Bachelor of Arts
		Economics	Bachelor of Arts / Bachelor of Science
		Film Studies	Bachelor of Arts
		Geological Sciences	Bachelor of Arts / Bachelor of Science
		Mathematics	Bachelor of Arts / Bachelor of Science
		Music	Bachelor of Arts / Bachelor of Music
		Physics	Bachelor of Arts / Bachelor of Science
Psychological Sciences	Bachelor of Arts / Bachelor of Science		
Statistics	Bachelor of Arts / Bachelor of Science		
Textile and Apparel Management	Bachelor of Science		
Theatre	Bachelor of Arts		
Ag, Food & Nat Resources	Agricultural Systems Technology	Bachelor of Science	
	Animal Sciences	Bachelor of Science	
	Biochemistry	Bachelor of Science	
	Environmental Sciences	Bachelor of Science	
	Food Science and Nutrition	Bachelor of Science	
	Natural Resource Science and Management	Bachelor of Science	
	Nutrition and Exercise Physiology	Bachelor of Science	
Plant Sciences	Bachelor of Science		
Business	Undeclared / Pre-majors	Undeclared / Pre-majors	
	Business Administration	Bachelor of Arts / Bachelor of Science	
Engineering	Pre-majors	Pre-majors	
Health Science	All	All	
Journalism	All	All	
Nursing	Pre-majors	Pre-majors	
Veterinary Medicine	Microbiology	Bachelor of Science	
Non-Degree / Cross Enrollment			
Tier 3	Business	Accountancy	All
	Engineering	All	All
	Nursing	All	All

MU has recommended a multi-tiered system for graduate differential tuition for academic plans delivered on-campus. The following provides additional information for the graduate degree academic plans included in each tier. MU Cashiers Office website will provide an inclusive listing of tuition rates for all degrees and certificate offering for the academic year 2024-25. Changes between tiers are described below the table.

MU Graduate Tiers		
	College / School	Academic Plan
Tier 1	Arts & Science	All
	Ag, Food & Nat Resources	Dietetics - MS
Tier 2	Education	All except for Applied Behavior Analysis
	Medicine	All
	Provost	Genetics Area Program Neuroscience
Tier 3	Ag, Food & Nat Resources	All except for Dietetics
	Business	Accountancy - PhD Business Administration - PhD
	Education	Applied Behavior Analysis
	Health Science	All
	Journalism	All
	Provost	Informatics, Data Science and Analytics
Tier 4	Business	Accountancy
	Engineering	All
Tier 5	Business	All except for plan's listed in above tiers
	Nursing	All
	Law	All

The College of Agriculture Food & Natural Resources (CAFNR) has recommended graduate plans (with the exception of Dietetics) to move from Tier 1 to Tier 3 for Academic Year (AY) 24/25. The recommendation was driven by a cost analysis and comparison of MU's rates relative to the Great Plains IDEA. If the proposed increase to the Tier 3 rate of \$575/sch had been implemented in AY 23/24 it would have been an increase of 7.2% for students in those plans. That increase percentage would have been comparable with other increases in tuition during that cycle. The placement in Tier 1 resulted a reduction of 6.8% in tuition paid per student credit hour. This decrease in the tuition rate widened the gap between the CAFNR rates and those of the Great Plains IDEA. The Great Plains rate for AY 23/24 was \$600/sch. As a Great Plains member institution, the college has tried to maintain reasonable parity between their tuition rate and the rate charged by Great Plains.

This change effects two categories of graduate students, students on waiver and full-pay students. The change for students on waiver would drive an increase in cost for the CAFNR of approximately \$300,000 annually as they support that increased waiver expense. CAFNR

anticipates this change would financially impact 100 students and is committed to coordinating the communication and provide justification to those students.

S&T maintains three tiers plus a freshman rate for undergraduate differential tuition for academic plans delivered on-campus. There are no changes between tiers for Fall 2024. The following provides additional information for the academic plans included in each tier.

S&T Undergraduate Tiers			
	College / School	Academic Plan	Degree
Tier 1	College of Arts, Sciences and Education	Education	Bachelor of Science
		English	Bachelor of Arts
		English & Technical Communication	Bachelor of Science
History		Bachelor of Arts / Bachelor of Science	
Multidisciplinary Studies		Bachelor of Arts	
Philosophy		Bachelor of Science	
Psychological Sciences		Bachelor of Arts / Bachelor of Science	
Technical Communications	Bachelor of Science		
	Kummer College	Economics	Bachelor of Arts / Bachelor of Science
	Non-degree		
Tier 2	College of Arts, Sciences and Education	Applied Mathematics	Bachelor of Science
		Biological Sciences	Bachelor of Arts / Bachelor of Science
		Chemistry	Bachelor of Arts / Bachelor of Science
		Nursing	Bachelor of Science
		Physics	Bachelor of Science
	College of Engineering and Computing	Environmental Science	Bachelor of Science
		Geology and Geophysics	Bachelor of Science
	Kummer College	Business and Management Systems	Bachelor of Science
		Information Science and Technology	Bachelor of Science

S&T Undergraduate Tiers			
	College / School	Academic Plan	Degree
Tier 3	College of Engineering and Computing	Aerospace Engineering	Bachelor of Science
		Architectural Engineering	Bachelor of Science
		Ceramic Engineering	Bachelor of Science
		Chemical Engineering	Bachelor of Science
		Civil Engineering	Bachelor of Science
		Computer Engineering	Bachelor of Science
		Computer Science	Bachelor of Science
		Electrical Engineering	Bachelor of Science
		Environmental Engineering	Bachelor of Science
		Geological Engineering	Bachelor of Science
		Mechanical Engineering	Bachelor of Science
		Metallurgical Engineering	Bachelor of Science
		Mining Engineering	Bachelor of Science
Nuclear Engineering & Radiation Science	Bachelor of Science		
Petroleum Engineering	Bachelor of Science		
	Kummer College	Engineering Management	Bachelor of Science
Undeclared			

S&T maintains four tiers for graduate differential tuition for academic plans delivered on-campus. There are no programs moving between tiers for Fall 2024. The following provides additional information for the academic plans included in each tier.

S&T Graduate Tiers		
	College / School	Academic Plan
Tier 1	College of Arts, Sciences and Education	Technical Communications Industrial-Organizational Psychology
	Non-degree	
Tier 2	College of Arts, Sciences and Education	Applied Mathematics Mathematics
	Kummer College	Business Administration Information Science and Technology
Tier 3	College of Arts, Sciences and Education	Applied and Environmental Biology Chemistry Physics
	College of Engineering and Computing	Geology and Geophysics
Tier 4	College of Engineering and Computing	Aerospace Engineering Ceramic Engineering Chemical Engineering Civil Engineering Computer Engineering Computer Science Electrical Engineering Environmental Engineering Explosives Engineering Geological Engineering Manufacturing Engineering Materials Science and Engineering Mechanical Engineering Metallurgical Engineering Mining Engineering Nuclear Engineering & Radiation Science Petroleum Engineering Water Science and Engineering
	Kummer College	Engineering Management Systems Engineering
	Undeclared	

UMKC had recommended eight tiers plus a UMKC Essentials / CORE 42 for undergraduate differential tuition for academic plans delivered on-campus. There are no movements between tiers for Fall 2024. The following provides additional information for the academic plans included in each tier.

UMKC Undergraduate Tiers			
	College / School	Academic Plan	Degree
UMKC Essentials / CORE 42	Prerequisite courses required for all undergraduate academic plans.		
Tier 2	School of Humanities and Social Sciences	All	All
	School of Education, Social Work, and Psychological Sciences	Psychology	Bachelor of Arts
	School of Science and Engineering	Biology	Bachelor of Arts / Bachelor of Science
		Chemistry	Bachelor of Arts / Bachelor of Science
		Earth and Environmental Science	Bachelor of Arts / Bachelor of Science
		Mathematics & Statistics	Bachelor of Arts / Bachelor of Science
Physics		Bachelor of Arts / Bachelor of Science	
Urban Planning and Design	Bachelor of Arts		
Urban Studies	Bachelor of Arts		
Tier 3	School of Education, Social Work, and Psychological Sciences	Education	All
Tier 4	UMKC Conservatory	All	All
Tier 5	School of Nursing & Health Studies	Health Sciences	Bachelor of Health Science
Tier 6	Henry W. Bloch School of Management	All	All
Tier 7	School of Dentistry	Dental Hygiene	Bachelor of Science

UMKC Undergraduate Tiers			
	College / School	Academic Plan	Degree
Tier 8	School of Science and Engineering	Biomedical Engineering Civil Engineering Computer Science Electrical and Computer Engineering Mechanical Engineering Architecture	Bachelor of Science Bachelor of Science Bachelor of Science Bachelor of Science Bachelor of Science Bachelor of Architecture
Tier 9	School of Nursing & Health Studies	Nursing	All

UMSL maintains four tiers for undergraduate differential tuition for academic plans delivered on-campus. There are no movements between tiers for Fall 2024. The following provides additional information for the academic plans included in each tier.

UMSL Undergraduate Tiers			
	College / School	Academic Plan	Degree
Tier 1	College of Arts and Sciences	All	All
	College of Education	All	All
	School of Social Work	All	All
Tier 2	College of Business Administration	All	All
	Non-degree		
Tier 3	College of Nursing	All	All
Tier 4	UMSL/Washington University Joint Undergraduate Engineering Program	All	All

UMSL has recommended four tiers for graduate differential tuition for academic plans delivered on-campus. The following provides additional information for the academic plans included in each tier.

UMSL Graduate Tiers		
	College / School	Academic Plan
Tier 1	College of Arts and Sciences	All
	School of Social Work	All
Tier 2	College of Education	All
	Non-degree	
Tier 3	College of Business Administration	All except premium programs (DBA, Premium MBA)
Tier 4	College of Nursing	All

Fiscal Year 2025 Tuition and Required Fees, Supplemental and Other Related Enrollment Fees

May 23, 2024



UMKC

MISSOURI
S&T

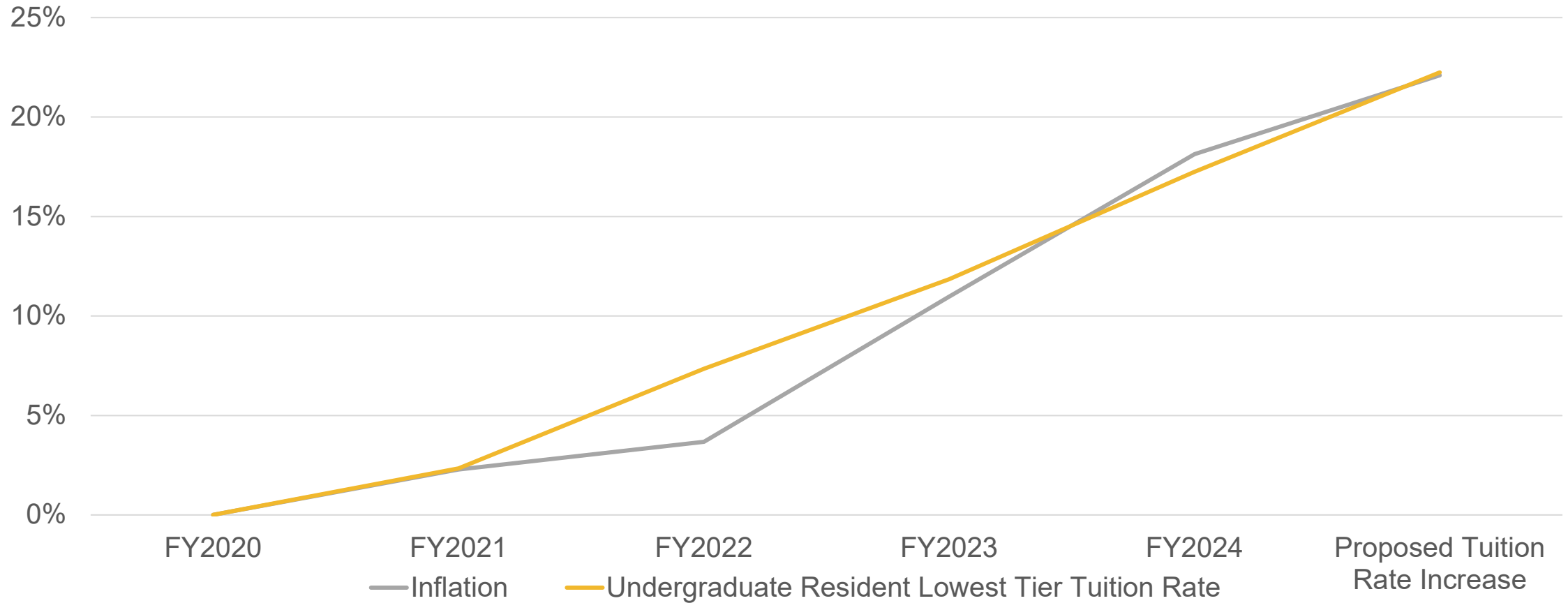
UMSL

University of Missouri System

May 23, 2024

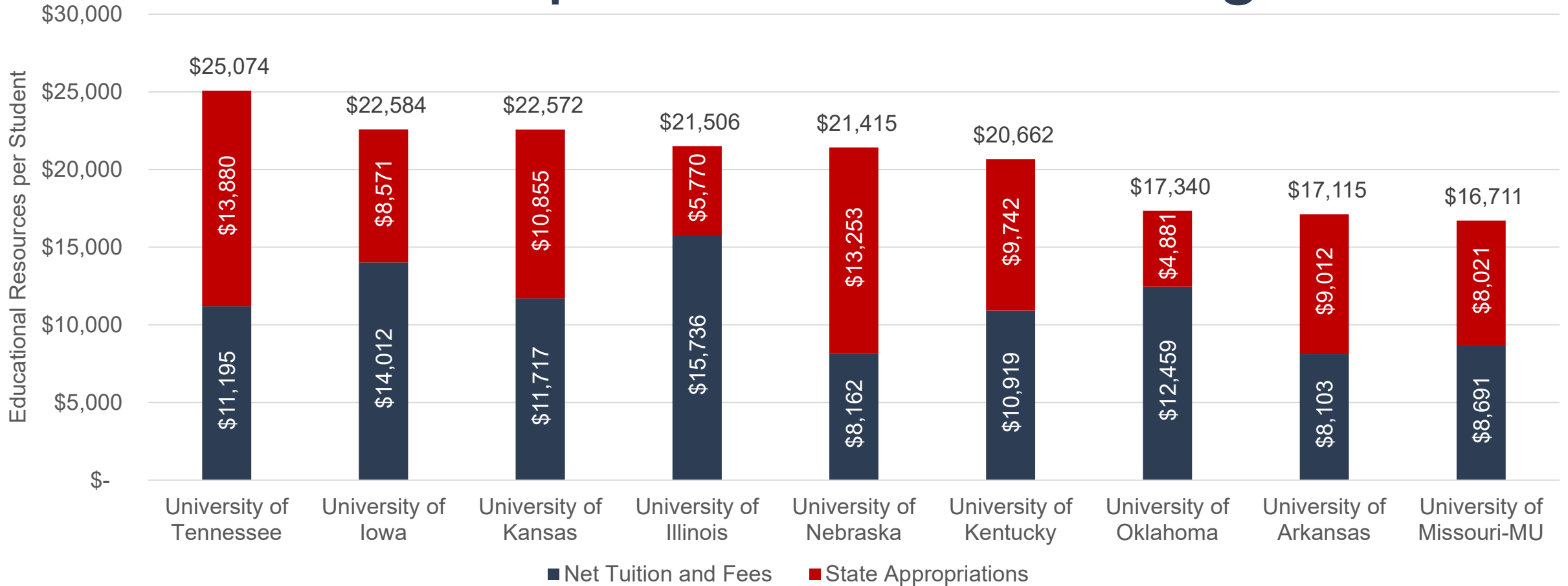
OPEN – FIN – 1-41

Resident Tuition Increases Follow Inflation







University of Missouri System

Lowest in Educational Resources per Student compared to Surrounding States



Outcomes Continue to Improve

MU Graduation and Retention Rates of Bachelor's-Seeking Undergraduates

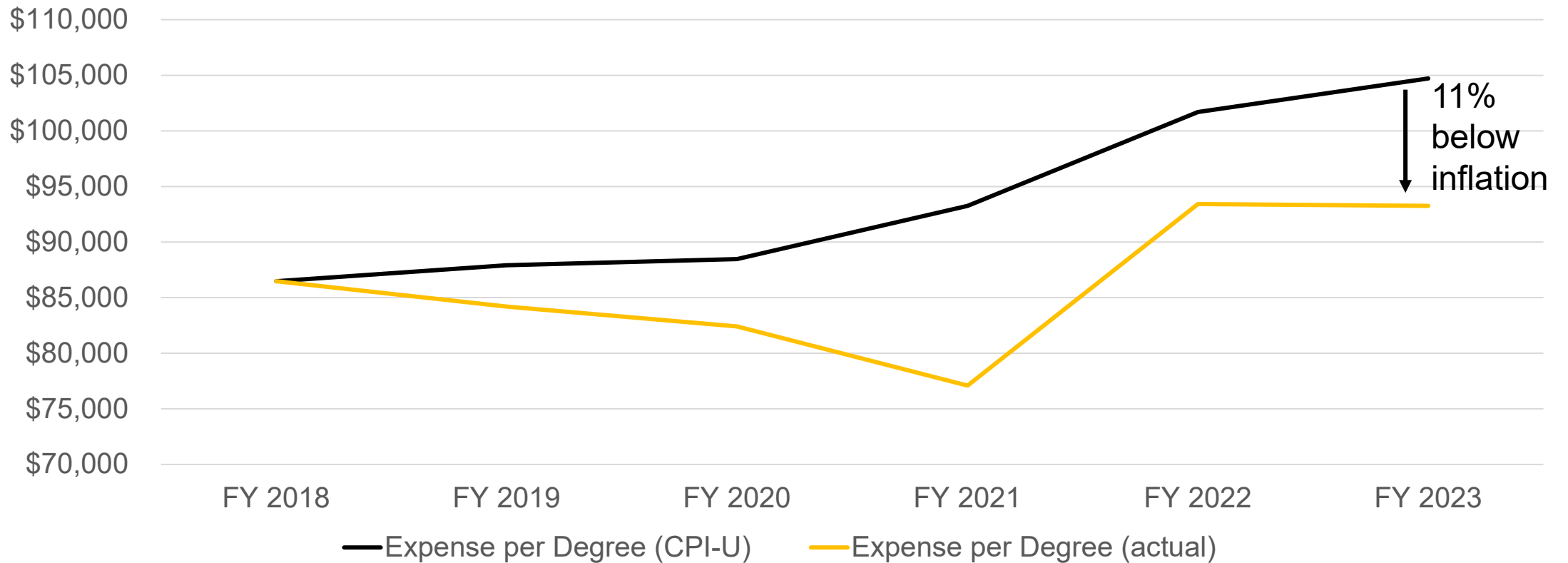
	Fall 2018	Fall 2023	Change
4-yr Graduation Rate	45.9%	56.4%	10.5% 
6-yr Graduation Rate	69.0%	76.2%	7.2% 
Retention Rate	87%	91%	4% 
Average Total Debt at Graduation	\$28,003	\$26,732	-4.5% 

Outcomes compared to Surrounding State Flagships Fall 2022

	MU	Surrounding State Flagships
Full-time Retention Rate	89%	87%
4-yr Graduation Rate	55%	55%
6-yr Graduation Rate	75%	72%
Career outcomes within 6 months of graduation	95%	86%
Best Value Schools	79	108 – 200



Educational Cost per Degree Trails Inflation



Base Resident Undergraduate Increases

	Per Credit Hour Beginning at 15 Hours ¹		Change	
	Fall 2023	Fall 2024	Per Credit Hour	Semester
MU	\$433.33	\$455.00	\$21.67	\$325.00
Missouri S&T	\$433.33	\$455.00	\$21.67	\$325.00
UMKC	\$373.30	\$391.65	\$18.65	\$279.75
UMSL	\$480.00	\$504.00	\$24.00	\$360.00

Note 1: Based on 15 credit hours per semester. For MU and S&T, represents the per credit hour price of 15 hours in their respective base plateaus.



Tuition Increases for Base Non-resident Undergraduate and Graduate

	Undergraduate Nonresident ¹	Graduate Resident	Graduate Nonresident
MU	\$55.33	\$25.00	\$62.50
Missouri S&T	\$50.66	\$17.00	\$30.00
UMKC	\$48.65	\$24.40	\$61.25
UMSL	\$60.00	\$31.00	\$73.00

Note 1: Based on 15 credit hours per semester



University of Missouri System

Professional Tuition

- Professional tuition increases are based on market analysis of the schools, their relationship to the university strategic plans and cost pressures
- Increases range from 3.5% to 5% depending on degree and market
- MU Physical Therapy proposes elimination of non-resident rate. Program is not turning away Missouri Residents and new rate will support retention and meeting workforce needs.



UMKC

MISSOURI
S&T

UMSL

University of Missouri System

Activity, Facility and Service Fees

- Facility, and Service Fees support the student experience, such as recreation centers, student health, and student unions.
- Fees are \$150 per year lower than the SEC Average

Maximum Fee per Semester	2024-25	Recommended Semester Increase
<i>Undergraduate Students</i>		
MU	\$589.50	\$28.26
Missouri S&T	\$664.03	\$29.03
<i>Graduate and Professional Students</i>		
MU	\$540.60	\$26.07
Missouri S&T	\$667.97	\$29.16
UMKC Rate for All Student Levels	\$810.00	\$38.60



Questions



UMKC

MISSOURI
S&T

UMSL

University of Missouri System

OPEN – FIN – 1- 50

May 23, 2024



————— University of Missouri System —————